

PRAMAPOWER

International Product Overview





Sweden & Martina



Dental Arena


PRAMA POWER

Table of contents


4	Prama Slim Power implants
6	Prama Power implants
14	Prama Power Nasal and Pterygoid implants
16	UTM e ZirTi: two surfaces in synergy
19	The advantages of the unique Collex connection
20	Prama Power the implant for a complete digital workflow
22	Ergonomics of surgical procedures
24	Prama Power Surgical Kit
26	Surgical Kits for Guided Surgery
30	Components for Guided Surgery
32	Optional integration sets
34	Optional surgical instruments
38	Excellence in prosthetic solutions
39	Solutions for angled screw hole
40	Impression and model phase
41	Healing abutments
42	Prama IN healing abutments
43	Provisional posts
44	Premade posts
45	Preparable posts
45	Castable posts
46	Solutions with angled screw hole
48	P.A.D.r (Disparallel Screwed Prosthesis) prosthetic range
50	PLAIN B-Space prosthetic range
51	Conico conometric prosthesis
52	Components for digital prosthesis
58	Premilled
59	Overdenture solutions
62	Clinical and laboratory prosthetic screws
63	Bibliography

Prima Slim Power


SLIM \varnothing 3.30



COLLEX CONNECTION
For a simplified prosthetic approach



UTM NECK
The surface designed for the interface between soft and hard tissues



CORONAL MORPHOLOGY
More stable in thin cortical



REVERSE BUTTRESS THREAD
Sharp and penetrating even in dense bone



APEX
Tapered with a deeper spiral throughout its length, ensuring stability, especially in post-extraction cases

Prama Slim Power implants


ø 3.30 mm




	SHORT NECK h 1.80 mm	REGULAR NECK h 2.80 mm
h fixture		
6.00 mm	-	<p>LAS-ZT-330-060</p>
8.50 mm	<p>LAS-ZT-330-085</p>	<p>LA-ZT-330-085</p>
10.00 mm	<p>LAS-ZT-330-100</p>	<p>LA-ZT-330-100</p>
11.50 mm	<p>LAS-ZT-330-115</p>	<p>LA-ZT-330-115</p>
13.00 mm	<p>LAS-ZT-330-130</p>	<p>LA-ZT-330-130</p>
15.00 mm	-	<p>LAS-ZT-330-150</p>
surgical fixation screw (included)	<p>L-VT-340</p>	

Prama Power implants


PRAMA POWER



COLLEX CONNECTION
Common to all diameters for a simplified prosthetic approach



UTM NECK
The surface designed for the interface between soft and hard tissues



REVERSE BUTRESS THREAD
Sharp and penetrating even in dense bone




CONICAL CORE AND CONICAL SPIRAL
Provides excellent sensitivity during insertion




APICAL NOTCHES
Designed to facilitate insertion and clot decomposition

APEX
Tapered with a deeper spiral throughout its length, ensuring stability, especially in post-extraction cases



PRAMA RF POWER - PRAMA RF SL POWER



WIDE THREADS AND GROOVES IN THE CORE

For increased primary stability and to enhance the contact surface when the bone is less dense



PROGRESSIVELY THICKENING THREADING

Designed to enhance bone condensation in poorly mineralized areas



APEX

Rounded, ideal for sinus lifts



HELICAL APICAL NOTCH

Short Neck h 1.80 mm



PRAMA POWER		
h fixture	ø 3.80 ●	ø 4.25 ●
8.50 mm	<p>LAS-ZT-380-085</p>	<p>LAS-ZT-425-085</p>
10.00 mm	<p>LAS-ZT-380-100</p>	<p>LAS-ZT-425-100</p>
11.50 mm	<p>LAS-ZT-380-115</p>	<p>LAS-ZT-425-115</p>
13.00 mm	<p>LAS-ZT-380-130</p>	<p>LAS-ZT-425-130</p>
surgical cover screw (included)	<p>L-VT-340</p>	



PRAMA RF POWER

ø 3.80 ●

ø 4.25 ●



LSS-ZT-380-085



LSS-ZT-425-085



LSS-ZT-380-100



LSS-ZT-425-100



LSS-ZT-380-115



LSS-ZT-425-115

-

-



L-VT-340

Regular Neck h 2.80 mm



PRAMA POWER			
h fixture	ø 3.80 ●	ø 4.25 ●	ø 5.00 ●
6.00 mm	<p>LA-ZT-380-060</p>	<p>LA-ZT-425-060</p>	<p>LA-ZT-500-060</p>
8.50 mm	<p>LA-ZT-380-085</p>	<p>LA-ZT-425-085</p>	<p>LA-ZT-500-085</p>
10.00 mm	<p>LA-ZT-380-100</p>	<p>LA-ZT-425-100</p>	<p>LA-ZT-500-100</p>
11.50 mm	<p>LA-ZT-380-115</p>	<p>LA-ZT-425-115</p>	<p>LA-ZT-500-115</p>
13.00 mm	<p>LA-ZT-380-130</p>	<p>LA-ZT-425-130</p>	<p>LA-ZT-500-130</p>
15.00 mm	<p>LA-ZT-380-150</p>	<p>LA-ZT-425-150</p>	-
surgical cover screw (included)	<p>L-VT-340</p>		



PRAMA RF POWER

PRAMA RF SL POWER

ø 3.80 ●

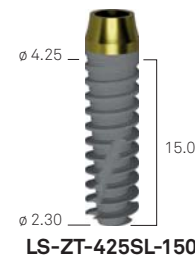
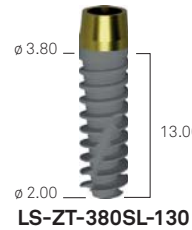
ø 4.25 ●

ø 5.00 ●

ø 3.80 ●

ø 4.25 ●

ø 5.00 ●

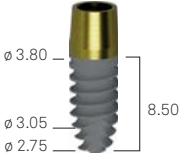










L-VT-340

Long Neck h 3.80 mm



PRAMA POWER

h fixture	\varnothing 3.80 ●	\varnothing 4.25 ●
8.50 mm	 <p>LAL-ZT-380-085</p>	 <p>LAL-ZT-425-085</p>
10.00 mm	 <p>LAL-ZT-380-100</p>	 <p>LAL-ZT-425-100</p>
11.50 mm	 <p>LAL-ZT-380-115</p>	 <p>LAL-ZT-425-115</p>
13.00 mm	 <p>LAL-ZT-380-130</p>	 <p>LAL-ZT-425-130</p>
15.00 mm	-	-
surgical cover screw (included)	 <p>L-VT-340</p>	



PRAMA RF POWER

PRAMA RF SL POWER

ø 3.80 ●

ø 4.25 ●

ø 3.80 ●

ø 4.25 ●



LSL-ZT-380-085



LSL-ZT-425-085



LSL-ZT-380SL-085



LSL-ZT-425SL-085



LSL-ZT-380-100



LSL-ZT-425-100



LSL-ZT-380SL-100



LSL-ZT-425SL-100



LSL-ZT-380-115



LSL-ZT-425-115



LSL-ZT-380SL-115



LSL-ZT-425SL-115



LSL-ZT-380-130



LSL-ZT-425-130



LSL-ZT-380SL-130



LSL-ZT-425SL-130

-

-



LSL-ZT-380SL-150



LSL-ZT-425SL-150




L-VT-340

PRAMA POWER: NASAL AND PTERYGOID

In cases of severe atrophy, there are alternatives to bone regeneration that can enhance treatment predictability and allow for immediate loading.

The expansion of the Prama Power range enables the use of nasal and pterygoid positioning to increase primary stability and the biomechanical resistance of the entire rehabilitation.



These techniques, accessible to many intermediate to advanced implantologists, prove to be simple when combined with thorough pre-surgical planning that identifies the bone to engage, the implant inclination, and anatomical limitations.



Prama Power: Nasal and Pterygoid



	SHORT NECK 1.80 mm		REGULAR NECK 2.80 mm		LONG NECK 3.80 mm	
h fixture	ø 3.80 ●	ø 4.25 ●	ø 3.80 ●	ø 4.25 ●	ø 3.80 ●	ø 4.25 ●
18.00 mm	 ø 3.80 18.00 ø 2.00 LSS-ZT-380SL-180	 ø 4.25 18.00 ø 2.30 LSS-ZT-425SL-180	 ø 3.80 18.00 ø 2.00 LS-ZT--380SL-180	 ø 4.25 18.00 ø 2.30 LS-ZT-425SL-180	 ø 3.80 18.00 ø 2.00 LSL-ZT-380SL-180	 ø 4.25 18.00 ø 2.30 LSL-ZT-425SL-180
20.00 mm	 ø 3.80 20.00 ø 2.00 LSS-ZT-380SL-200	 ø 4.25 20.00 ø 2.30 LSS-ZT-425SL-200	-	-	 ø 3.80 20.00 ø 2.00 LSL-ZT-380SL-200	 ø 4.25 20.00 ø 2.30 LSL-ZT-425SL-200
22.00 mm	 ø 3.80 22.00 ø 2.00 LSS-ZT-380SL-220	 ø 4.25 22.00 ø 2.30 LSS-ZT-425SL-220	-	-	 ø 3.80 22.00 ø 2.00 LSL-ZT-380SL-220	 ø 4.25 22.00 ø 2.30 LSL-ZT-425SL-220
surgical cover screw (included)	 L-VT-340					

Drills

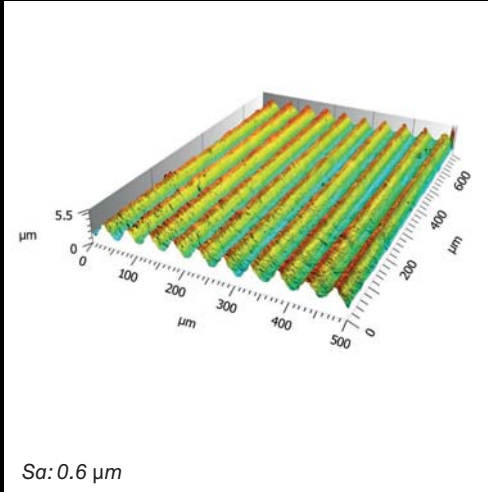
To insert Prama Power Nasal and Pterygoid implants, dedicated drills have been realized, with the relative stops, that allow to prepare all the new implant lengths.

Drills	Depth stops		
	FP-200-L-SW	Pilot drill	STOP-2025-180-SW STOP-2025-190-SW STOP-2025-210-SW STOP-2025-220-SW STOP-2025-240-SW STOP-2025-260-SW
	FK250-L-SW	Final conical drill	STOP-3842-180-SW STOP-3842-190-SW STOP-3842-210-SW STOP-3842-220-SW STOP-3842-240-SW STOP-3842-260-SW
	FK380-L-SW	Final conical drill	STOP-3842-180-SW STOP-3842-190-SW STOP-3842-210-SW STOP-3842-220-SW STOP-3842-240-SW STOP-3842-260-SW
	FK425-L-SW	Final conical drill	STOP-3842-180-SW STOP-3842-190-SW STOP-3842-210-SW STOP-3842-220-SW STOP-3842-240-SW STOP-3842-260-SW

An optional tray is available to house the drills and stops for Prama Power Nasal and Pterygoid implants (CODE EXTR-26-TRAY-INT).

UTM and ZirTi: the synergy between two surfaces

UTM surface: the substrate designed for soft tissues



It's not a machined surface, but a regular micro-threading that provides the correct sizing to enhance cellular organization.

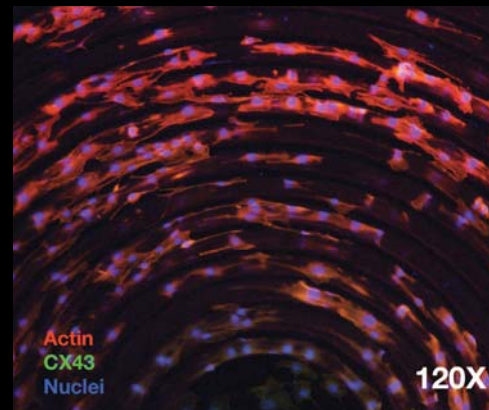
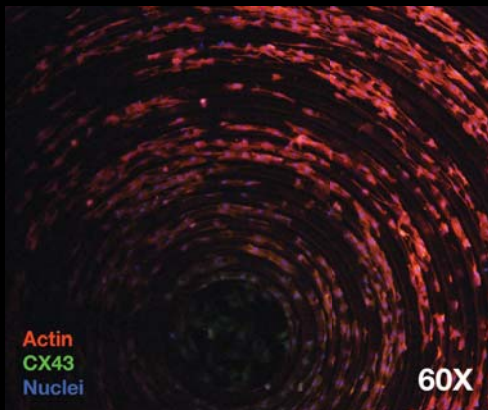



Image courtesy of Prof. Macaluso, University of Parma, Department of Medicine and Surgery - Dentistry Center

Arrangement of fibroblasts on UTM surface after 72 hours, observed with fluorescence microscopy - in vitro experiment.

The micro-thread on the implant neck provides a guide for the unidirectional movement of cells, with the biological advantage of faster, organized, and oriented deposition of collagen fibers.

The resulting clinical benefit is a quicker healing process long-term maintenance of healthy and stable tissues over time.



Convergence and UTM

Greater fiber density


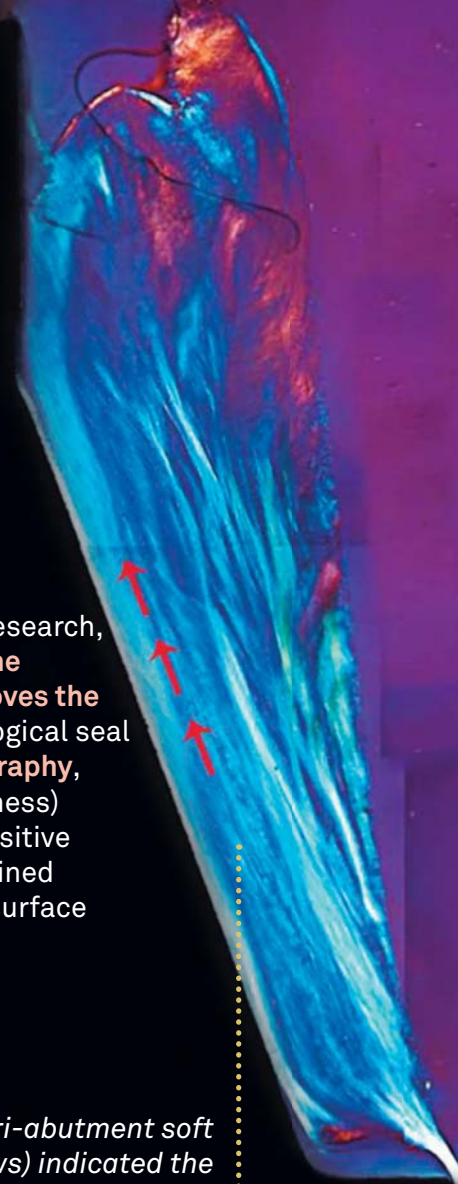
CLINICAL
ORAL IMPLANTS
RESEARCH

Influence of abutment macro- and micro-geometry on orphologic and morphometric features of peri-implant connective tissue

L. Canullo, A. Giuliani, M. Furlani, M. Menini, A. Piattelli, G. Iezzi

A revolutionary human histological study, published in Clinical Oral Implants Research, using **synchrotron tomography**, has demonstrated that the **synergy between the convergent profile of the transmucosal component and the UTM surface improves the adhesion and early activation of fibroblasts**, promoting the formation of a biological seal and enhancing the integration of peri-implant soft tissues. **Synchrotron tomography**, along with the significant difference in connective tissue height (vertical thickness) between convergent and divergent groups, also highlighted the significantly positive effect of the **3D micro-ridged UTM surface (CONV-UTM)** compared to the machined convergent surface (CONV-MAC) and even more so compared to the divergent surface (DIV-MAC) in terms of the density of interwoven collagen bundles.



Polarized light microscopy of the longitudinal section of the peri-abutment soft tissue around UTM convergent abutment. The light blue (red arrows) indicated the collagen fibers parallel to the vertical profile of the implant-abutment unit, whereas the dark blue color showed the collagen fibers that run perpendicularly or circularly to the implant-abutment unit.



The study demonstrated the **positive effect** of the **convergent** macrogeometry compared to traditional divergent one in terms of collagen fiber density. The convergent geometry of the implant-prosthetic portion in contact with the soft tissues plays a key role in the quality of peri-implant healing.

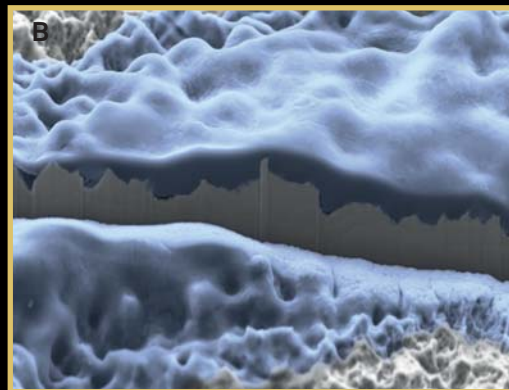
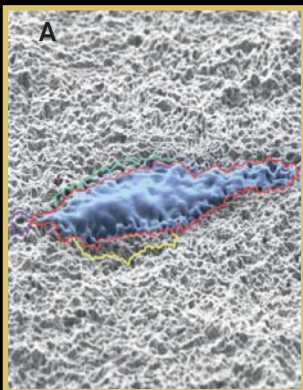
UTM and ZirTi: the synergy between two surfaces

ZirTi surface: ideal for osseointegration



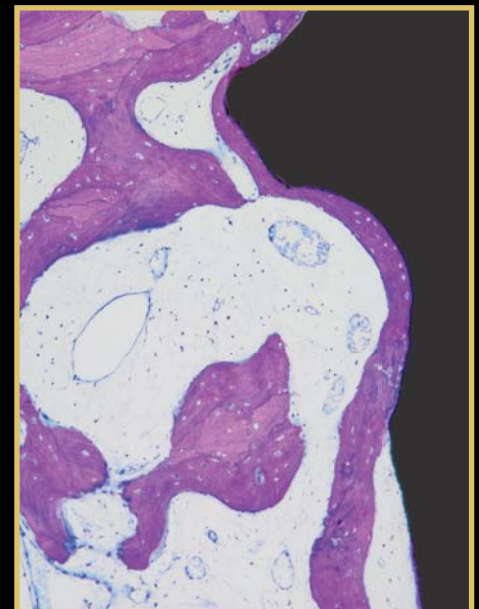
Sa: 1.4-1.7 μm

The ZirTi surface is obtained with a sandblasting process with zirconium oxide, followed by an acid etching, techniques that contribute to a topography to which the osteoblasts have shown to intimately adapt and to activate rapid proliferation.



Enlargements of primary osteoblasts on the ZirTi surface: in images A and B, the **intimate adaptation of a cell on the peaks** that characterize the ZirTi can be observed, thanks to a section obtained with FIB (Focused Ion Beam).

Image courtesy of Prof. Macaluso, University of Parma, Department of Medicine and Surgery - Dentistry Center



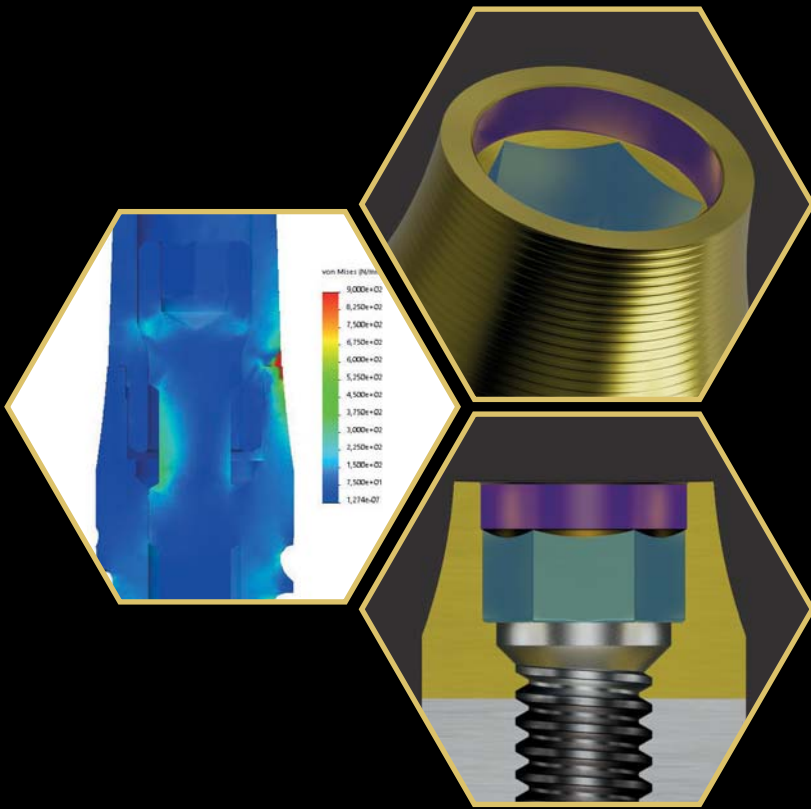
Histology in humans at 3 months: even in bone D4, excellent mineralization is observed in contact with the ZirTi surface.

Image courtesy of prof. Marco Gargari and dr. Antonio Rocci.



Bibliography on
ZirTi surface.

The advantages of COLLEX CONNECTION



COLLEX CONNECTION:


several studies have documented its robustness and prosthetic stability compared to other connections without a collar.



Bibliography on Collex Connection

INTERNAL HEXAGON connection with a collar of the same size for all diameters.

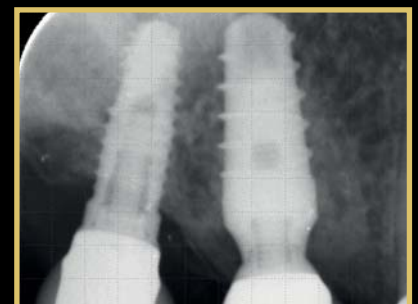
FOUR DIFFERENT IMPLANT DIAMETERS, only one prosthetic connection



Horizontal and vertical platform switching TISSUES STABILITY

For many years now, scientific literature has been focused on the concept of **platform switching**, a prosthetic rehabilitation technique that involves using abutments with a smaller diameter than the implant platform. This technique aims to improve the biomechanical distribution of prosthetic load and, more importantly, to distance the prosthetic connection from the cervical bone, thus moving the critical point of bacterial infiltration away from the bone.

It is from this experience that the idea of **maximizing the platform switching with the Prama Power neck** arises, utilizing both its horizontal and vertical components. Another significant advantage of the Prama Power neck's geometry is the ability to close the implant-abutment interface within the prosthetic structure, thereby protecting the connection from bacterial infiltration and further reducing the risk of peri-implant infections.



Courtesy of Dentisti Vignato

PRAMA POWER

THE IMPLANT FOR A COMPLETE DIGITAL WORKFLOW

Digital Atelier

A team for all services of:

- Design;
- Custom made prosthesis production;
- Guided surgery;
- 3D printing;
- Assistance.



Courtesy of dr. Davide Di Paola

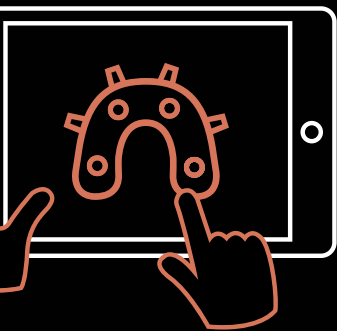


DATA ACQUISITION



3D PRINTING
AND MILLING





GUIDED SURGERY



ECHOPLAN PRO A

ECHOPLAN PRO S

Guided Implantology

With the use of the Archiplan software it is possible to create surgical templates. Guided surgery is made particularly simple thanks to the availability of specific dedicated instruments: surgical kits complete with drills, mucotomes, levelers, drivers, screwdrivers and everything needed to perform guided surgery with Prama Power. The drills with integrated stop allow you to save time and obtain predictable results. For details on the contents of the guided surgery kits with which to insert Prama Power, see page 26.



CAD-CAM

Custom Made Prosthesis

The Digital Atelier can:

- scan physical models received from customers;
- acquire virtual models already scanned intraorally or in the lab by customers and sent in the form of files, coming from all open scanner systems;
- virtually model any prosthetic product on customer prescription;
- produce custom-made products with CAD CAM technology.



Download the Exocad guides here

Ergonomics of Surgical Procedures

The **SURGICAL KITS** are comprehensive, compact, ergonomic, and contain all the necessary tools for the surgery of Prama Power implants.



The color codes, also present on the surgical trays, guide the correct sequence of instrument usage.



Both the drills and the stops are characterized by a color code that guides operators in tool selection.



The **SURGICAL TRAYS** are made of **Radel**, a polymer that maintains its characteristics even after numerous cycles of washing and autoclave sterilization.

CYLINDRICAL or **CONICAL DRILLS**, based on different preparations, are supplied complete with depth stops.

The drills are made of **stainless steel** for surgical use and maintain their characteristics unchanged over time and through multiple uses.



The drills are characterized by the presence of clearly visible depth notches.

The drills are **highly sharp, centered, and perform well**. The morphology of the conical drills allows for the collection of valuable bone for regeneration needs.





The kits include a convenient **RATCHET**, which can be used both as a fixed wrench and as a dynamometric wrench for controlling the implant insertion torque and tightening of prosthetic screws.

- The torque can be adjusted from 10 to 70 Ncm;
- The torque adjustment is highly accurate because each individual ratchet is individually calibrated.

Included is a wide range of **PROSTHETIC DRIVERS** for digital use, for the dynamometric ratchet and for micromotor.

The range is suitable for different oral access needs, from extra-short tools to longer instruments for Toronto-type prosthetic rehabilitations.

The slightly tapered coupling between the driver and the screw allows for adequate retention, ensuring secure transport of the screw in the oral cavity.



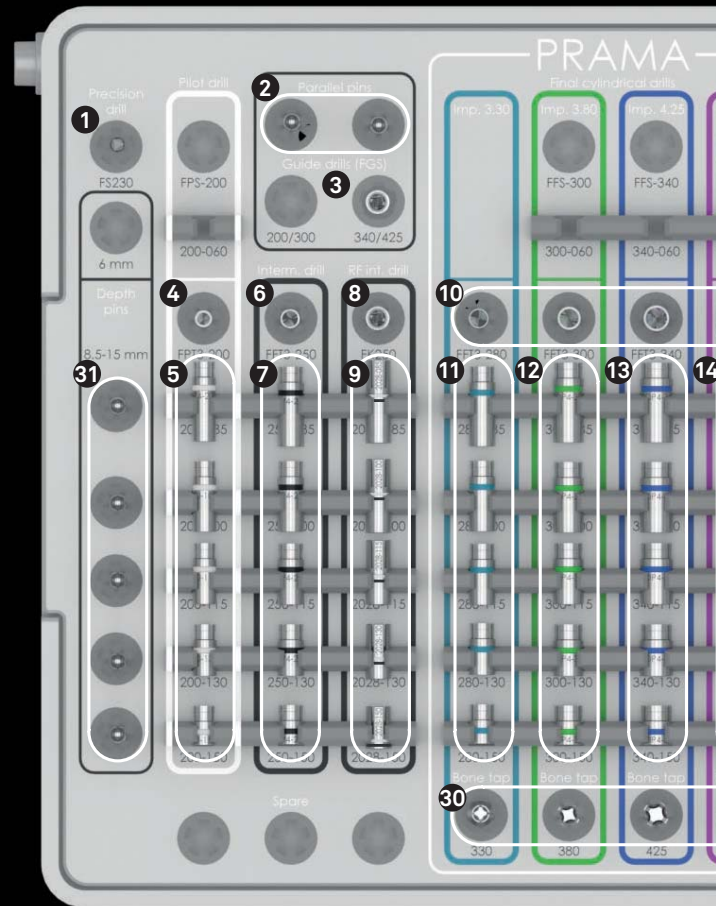
The surgical procedure involves a countless approach that ensures visibility and ergonomics with the use of the patented **EASY INSERT** drivers:

- it can be easily removed from implant wells even in the presence of high insertion torque;
- the dodecagonal design prevents deformation of the connection edges, ensuring the maintenance of precision and prosthetic stability;
- available in the kit in various configurations, both for use with a micromotor and the ratchet;
- the instruments have a hexagon on the shaft, aligned with the connection hexagon, to facilitate rotational orientation of the fixture.

Prama Power surgical kit

Complete surgical kit containing all the necessary tools for the insertion of Prama Power implants (code ZPRAMA-INT).
All instruments can be purchased individually as spare parts.

- 1 Precision drill**
 FS-230
- 2 Parallelism pins**
 PPTL-2-28
- 3 Intermediate drill**
 • FGS-340/425
- 4 Pilot drill***
 • FPT3-200-LXS
- 5 Stops for pilot drills**
 - STOP4-200-085
 - STOP4-200-100
 - STOP4-200-115
 - STOP4-200-130
 - STOP4-200-150
- 6 Intermediate cylindrical drill**
 ø 2.50 mm*
 ○ FFT3-250-LXS
- 7 Stop for intermediate cylindrical drill**
 ø 2.50 mm
 ○ STOP4-250-085
 ○ STOP4-250-100
 ○ STOP4-250-115
 ○ STOP4-250-130
 ○ STOP3-250-150
- 8 Intermediate conical drill**
 ○ SE-FK250
- 9 Stops for Intermediate conical drill**
 CSR-STOP-2028-085
 CSR-STOP-2028-100
 CSR-STOP-2028-115
 CSR-STOP-2028-130
 CSR-STOP-2028-150
- 10 Final cylindrical drill***
 - FFT3-280-LXS for implants ø 3.30 mm
 - FFT3-300-LXS for implants ø 3.80 mm
 - FFT3-340-LXS for implants ø 4.25 mm
 - FFT3-425-LXS for implants ø 5.00 mm
- 11 Stops for conical drills**
 FFT3-280-LXS
 - STOP4-280-085
 - STOP4-280-100
 - STOP4-280-115
 - STOP4-280-130
 - STOP4-280-150
- 12 Stops for cylindrical drills**
 FFT3-300-LXS
 - STOP4-300-085
 - STOP4-300-100
 - STOP4-300-115
 - STOP4-300-130
 - STOP4-300-150
- 13 Stops for cylindrical drills**
 FFT3-340-LXS
 - STOP4-340-085
 - STOP4-340-100
 - STOP4-340-115
 - STOP4-340-130
 - STOP4-340-150
- 14 Stops for cylindrical drills**
 FFT3-425-LXS
 - STOP4-425-085
 - STOP4-425-100
 - STOP4-425-115
 - STOP4-425-130
 - STOP4-425-150
- 15 Conical drills**
 - SH-FK380-085
 - SH-FK380-100
 - SH-FK380-115
 - SH-FK380-130
 - SH-FK380-150
- 16 Replies**
 - SH-380-085-RP
 - SH-380-100-RP
 - SH-380-115-RP
 - SH-380-130-RP
 - SH-380-150-RP
- 17 Conical drills**
 - SH-FK425-085
 - SH-FK425-100
 - SH-FK425-115
 - SH-FK425-130
 - SH-FK425-150
- 18 Replies**
 - SH-425-085-RP
 - SH-425-100-RP
 - SH-425-115-RP
 - SH-425-130-RP
 - SH-425-150-RP
- 19 Conical drills**
 - SH-FK500-085
 - SH-FK500-100
 - SH-FK500-115
 - SH-FK500-130
 - SH-FK500-150
- 20 Replies**
 - SH-500-085-RP
 - SH-500-100-RP
 - SH-500-115-RP
 - SH-500-130-RP
 - SH-500-150-RP



L-TRAYL-INT instrument carrying case in Radel.

For surgical procedures and related warnings, it is recommended to refer to the surgical manual MC-IMP-PRAMA-E (downloadable from the website www.sweden-martina.com or by scanning the QR CODE next to it).



- 21** Stops for conical drills
- SH-STOP4-FK380
 - SH-STOP4-FK425
 - SH-STOP4-FK500

- 22** Countersink drills
- A-FCC-380
 - A-FCC-425
 - A-FCC-500

- 23** Easy Insert Drivers for implant insertion
- EASYC4-EX230-CA



- EASYL4-EX230-CA



- EASY4-EX230-EX



- 25** Torque control ratchet
- CRI5-KIT



- 24** Digital screwdriver
- HSMXS-20-DG HSM-20-DG HSMML-20-DG



- Prosthetic screwdriver
- HSM-20-CA HSM-20-EX HSMML-20-EX



- 26** Extensions and adapter
- PROF-CAL3
- Extension for surgical drills




- BPM-15
- Extensions for instruments with hexagonal connector



- B-AVV-CA3
- Mechanical adapter for instruments with hexagonal connector



- 27** Manual adapter for instruments with hexagonal connector
- AVV3-MAN-DG



- 28** Adapter for instruments with hexagonal connector
- AVV-CA-DG-EX



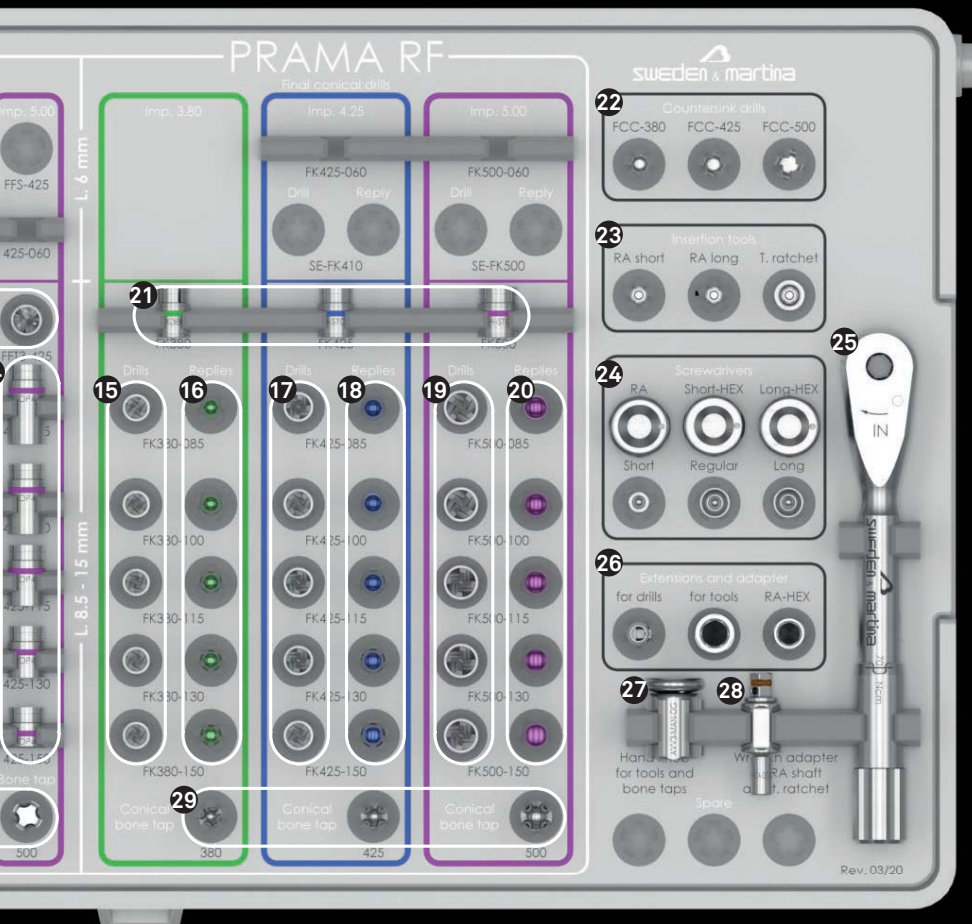
- 29** Conical bone taps
- SH-MS-380-CA
 - SH-MS-425-CA
 - SH-MS-500-CA



- 30** Cylindrical bone taps
- SM-MS-330
 - A-MS-380
 - A-MS-425
 - A-MS-500



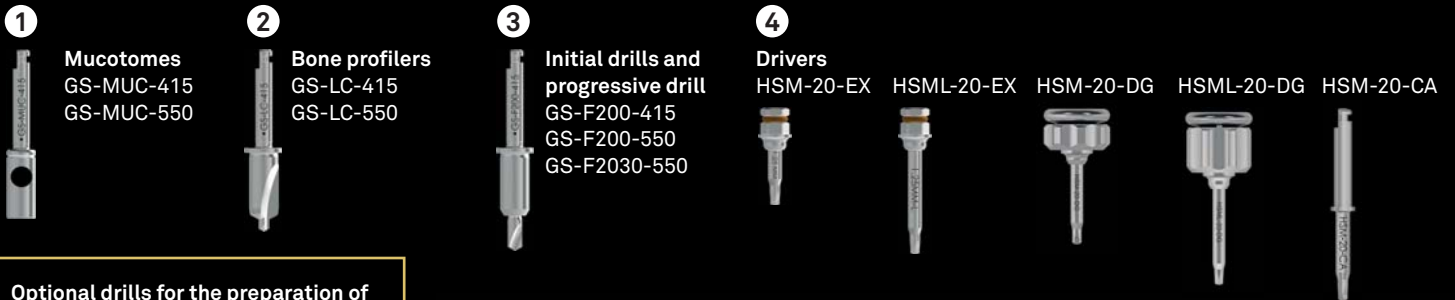
- 31** Pins for neck positioning
- L-PP-085
 - L-PP-100
 - L-PP-115
 - L-PP-130
 - L-PP-150




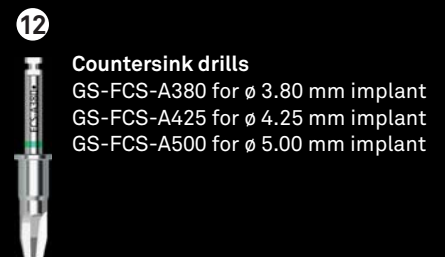
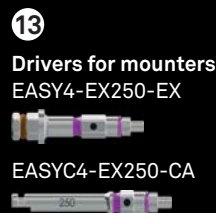
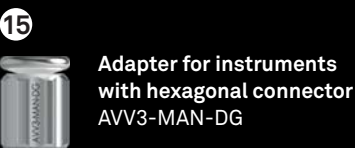
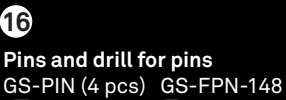
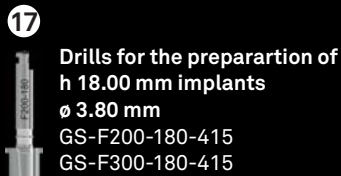
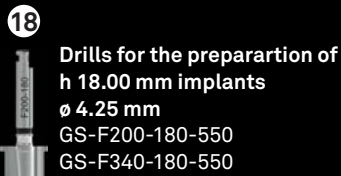
X-ray templates included in the kit, they can be reordered separately with the codes L-L100 (real size), L-L120 (20% larger size), L-L130 (30% larger size).

Surgical kit for guided surgery with Prama Power implants

Complete surgical kit containing all the necessary instruments for guided surgery with Prama Power implants (code ZGS-PRO-A-INT). In the tray there are a number of instrument slots referring to different systematics. These instruments are therefore not included in the standard kit.



Optional drills for the preparation of implants h 18.00 mm.



Surgical kit for guided surgery with Prama RF and Prama RF SL Power implants

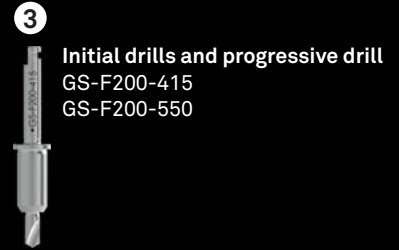
Complete surgical kit containing all the necessary instruments for guided surgery with Prama RF and Prama RF SL Power implants (code ZGS-PRO-S-INT). In the tray there are a number of instrument slots referring to different systematics. These instruments are therefore not included in the standard kit.



1 Mucotomes
GS-MUC-415
GS-MUC-550



2 Bone profilers
GS-LC-415
GS-LC-550



3 Initial drills and progressive drill
GS-F200-415
GS-F200-550

Optional drills for the preparation of implants h 6.00 mm, sleeve 415:



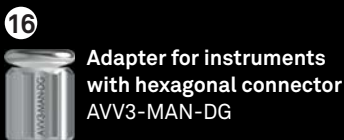
18 GS-F200-060-415
GS-F410U-060-415
GS-F410-060-41

Optional drills for the preparation of implants h 6.00 mm, sleeve 550:



17 Drills for the preparation of h 18.00 mm implants
ø 3.80 mm
GS-F200-060-550
GS-F410U-060-550
GS-F500U-060-415
GS-F500-060-145

Can be ordered also cumulatively as a supplementary set with the code GS-PROS-INTEGRA-060.



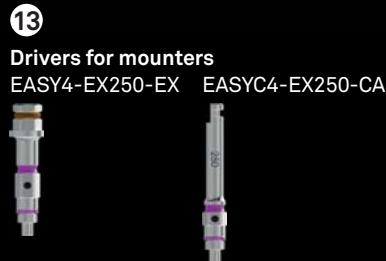
16 Adapter for instruments with hexagonal connector
AVV3-MAN-DG



15 Torque control ratchet
CRI5-KIT




14 Pins and drill for pins
GS-FPN-148 GS-PIN (4 pcs)































13 Drivers for mounters
EASY4-EX250-EX EASYC4-EX250-CA



12 Countersink drills
GS-FCS-SH380
GS-FCS-SH425
GS-FCS-SH500
GS-FCS-SE380
GS-FCS-SE425
GS-FCS-SE500










Guided surgery accessories

		3.30 ●		3.80 ●		4.25 ● - 5.00 ●	
sleeve		 5.00 GS-B415		 5.00 GS-B415		 5.00 GS-B550	
		 4.00 GS-B415-EX-6*		 4.00 GS-B415-EX-6*		 4.00 GS-B550-EX-6*	
mounter	SHORT NECK	-		 5.20 GS-MOU2-L415-052		 5.20 GS-MOU2-L500-052	
	REGULAR NECK	 9.00 GS-MOU-A330	 6.20 GS-MOU-L415	 6.20 GS-MOU-L415		 6.20 GS-MOU-L550	
	LONG NECK	-		 7.20 GS-MOU2-L415-072		 7.20 GS-MOU2-L500-072	
fixation screw included	 GS-VTMOU-180**	 GS-VTMOU-180**	 GS-VTMOU-180**	 GS-VTMOU-180**			
easy mounter		 9.00 GS-EASY-AS-415-EX		 9.00 GS-EASY-L-415-EX		 9.00 GS-EASY-L-550-EX	
		 9.00 GS-EASY-AS-415-CA		 9.00 GS-EASY-L-415-CA		 9.00 GS-EASY-L-550-CA	
easy mounter with depth indication		-		 GS-EASYPE-L-415-EX		 GS-EASYPE-L-550-EX	
		-		 GS-EASYPE-L-415-CA		 GS-EASYPE-L-550-CA	




*The engaging guide sleeves are available in packs of 6 pieces, not sold individually. Non-engaging guide sleeves are also available in packs of 6, which can be ordered using the codes GS-B415-6 and GS-B550-6.

**The fixation screw is included with the mounter but can also be ordered individually as a spare.

Bone taps without stop

implant \emptyset	3.30 ●	3.80 ●	4.25 ●	5.00 ●
Prama Power	 GS-MSPE-A330	 GS-MSPE-A380	 GS-MSPE-A425	 GS-MSPE-A500
Prama RF Power, Prama RF SL Power		 GS-MSPE-S380	 GS-MSPE-S425	 GS-MSPE-S500

Countersink drills without stop

implant \emptyset	3.30 ●	3.80 ●	4.25 ●	5.00 ●
Prama Power	-	 GS-FCSPE-380	 GS-FCSPE-425	 GS-FCSPE-500



Optional integration sets

L-INTEGRA-060 set

The L-INTEGRA-060 drill set includes the components necessary for the insertion of the Prama Power and Prama RF Power h 6.00 mm implants, the housings of which are provided inside the Prama Power kit.

Initial drills Prama Power h 6.00 mm*

pilot drill

Shorty intermediate drill



FPS-200

FGS-200/300



STOPS4-200-060

-

* Instruments included in ZSHORTY-INT

Final drills Prama Power h 6.00 mm*

ø 3.80 ●

ø 4.25 ●

ø 5.00 ●



FFS-300

FFS-340

FFS-425



STOPS4-300-060




STOPS4-340-060



STOPS4-425-060

* Instruments included in ZSHORTY-INT

Parallelism posts



L-PP-060

Final drills Prama RF Power h 6.00 mm

ø 3.80 ●

ø 4.25 ●

ø 5.00 ●



SE-FK410

SE-FK500



SE-STOP-FK410-060



SE-STOP-FK500-060

Reply for Prama RF Power h 6.00 mm



SE-410-060-RP




SE-500-060-RP




Set L-INTEGRA set

L-INTEGRA set includes all the necessary components for the insertion of Prama Slim Power \varnothing 3.30 mm, the countersink drills and the posts for neck positioning. These components are included in the ultimate version of the Prama Power surgical kit, but not in the previous version of the surgical kit, thus they are still available for those who have the previous version.




Posts for neck positioning

	h	
	8.5	L-PP-085
	10.00	L-PP-100
	11.50	L-PP-115
	13.00	L-PP-130
	15.00	L-PP-150

Countersink drills

\varnothing 3.80 ●	\varnothing 4.25 ●	\varnothing 5.00 ●
		
A-FCC-380	A-FCC-425	A-FCC-500

Instruments for Prama Slim Power implant

final drill	stop	h	bone tap with hexagonal connector
		8.50	
		10.00	
		11.50	
		13.00	
		15.00	
FFT3-280-LXS		STOP4-280-085	A-MS-330
		STOP4-280-100	
		STOP4-280-115	
		STOP4-280-130	
		STOP4-280-150	

Optional surgical instruments (not included in Prama Power surgical kit)

Intermediate drills



FG-200/280XS

intermediate drill 200/280



FG-330/425XS

intermediate drill 330/425

Drills for distal sectors

ø 2.00



FPT5-200-LXS

ø 3.30



FFT5-330-LXS

ø 2.80



FFT5-280-LXS

ø 3.40



FFT5-340-LXS

ø 2.90



FFT5-290-LXS

ø 3.60



FFT5-360-LXS

ø 3.00



FFT5-300-LXS

ø 4.25



FFT5-425-LXS

ø 3.20



FFT5-320-LXS

ø 4.45



FFT5-445-LXS

Screwdrivers not included in the kit



HSMXL-20-EX

with hexagonal connector, extra long



HSMXS-20-CA

with right angle shank, extra short



L-HSM-EX

Full Head, with hexagonal connector, short



L-HSML-EX

Full Head, with hexagonal connector, long



L-HSMXL-EX

Full Head, with hexagonal connector, extra long



L-HSM-CA

Full Head, with right angle shank



AVV-CAP-TIT-1

instrument for maintaining the titanium cap for ball attachments



BASCC-EX

for ball attachments, with hexagonal connector



AVV2-ABUT

for straight P.A.D. abutments



8926-SW

for Locator abutment, short



8927-SW

for Locator abutment, long



DSPDCLH-24

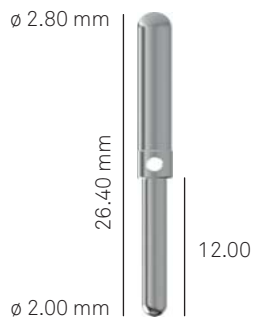
for angled screw hole, length 24 mm



DSPDCLH-32

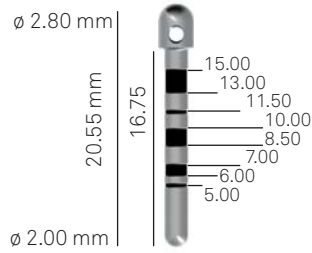
for angled screw hole, length 32 mm

Parallel pins



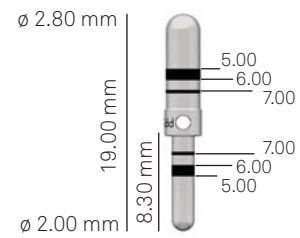
PP-2/28

Parallelism pin with one side of \varnothing 2.00 mm and the other side of \varnothing 2.80 mm



PPTS-2-28

Parallelism pin with depth notches, small version



PPS-2/3

Parallelism pin for short drills with notches at 5.00, 6.00, and 7.00 mm

Bone taps

\varnothing 3.30 ●

\varnothing 3.80 ●

\varnothing 4.25 ●

\varnothing 5.00 ●

Bone taps with hexagonal connector



SM-MSC-330

A-MSC-380

A-MSC-425

A-MSC-500



-

SH-MS-380

SH-MS-425

SH-MS-500

Bone taps with right angle shank



SM-MS-330-CA

A-MS-380-CA

A-MS-425-CA

A-MS-500-CA

Extraction tools for intraoral removing of implants



BC-EX230

short



BL-EX230

long

Bone profiler for P.A.D. abutments

unique platform



A-PAD-PS330-L

transgingival height 3.00, wide

A-PAD-PS330-S

transgingival height 5.00, narrow



A-PAD-GUI-PS-230

guide for profiler

Osteotomes



E-OS-020-PP

osteotome \varnothing 0.20
flat tip



E-OS-090-PP

osteotome \varnothing 0.90
flat tip



E-OS-160-PC

osteotome \varnothing 1.60
concave tip



E-OS-200-PC

osteotome \varnothing 2.00
concave tip



E-OS-240-PC

osteotome \varnothing 2.40
concave tip

Osteotomes with flat tip



h	\varnothing 3.80 ●	\varnothing 4.25 ●	\varnothing 5.00 ●
8.50-10.00	SH-OS-380-100-PP	SH-OS-425-100-PP	SH-OS-500-100-PP
11.50	SH-OS-380-115-PP	SH-OS-425-115-PP	SH-OS-500-115-PP
13.00	SH-OS-380-130-PP	SH-OS-425-130-PP	SH-OS-500-130-PP
15.00	SH-OS-380-150-PP	SH-OS-425-150-PP	SH-OS-500-150-PP

Osteotomes with round tip



h	\varnothing 3.80 ●	\varnothing 4.25 ●	\varnothing 5.00 ●
8.50-10.00	SH-OS-380-100-PR	SH-OS-425-100-PR	SH-OS-500-100-PR
11.50	SH-OS-380-115-PR	SH-OS-425-115-PR	SH-OS-500-115-PR
13.00	SH-OS-380-130-PR	SH-OS-425-130-PR	SH-OS-500-130-PR
15.00	SH-OS-380-150-PR	SH-OS-425-150-PR	SH-OS-500-150-PR

Torque wrench with control lever



TWL



TWL-AVV-EX Adaptor for torque wrench

Depth gauge



PROF3

Service mounter for impact procedures



MOU-EX230 mounter



CM2 mounter stop key

Spare O-ring



ORING180-088

Soft tissue depth gauge



MP-LMRC-180

h 10 mm

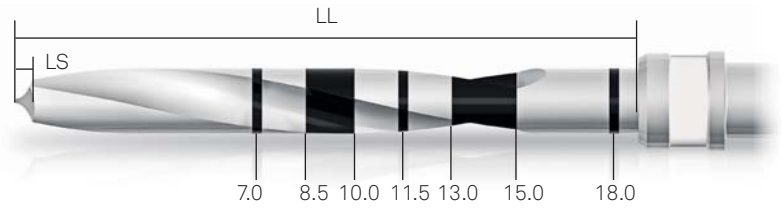
Depth notches

The laser marking on the cutting edges and the use of stops allow for safe preparation and control of the instrument's insertion depth. The drills always create a hole longer than the desired implant.

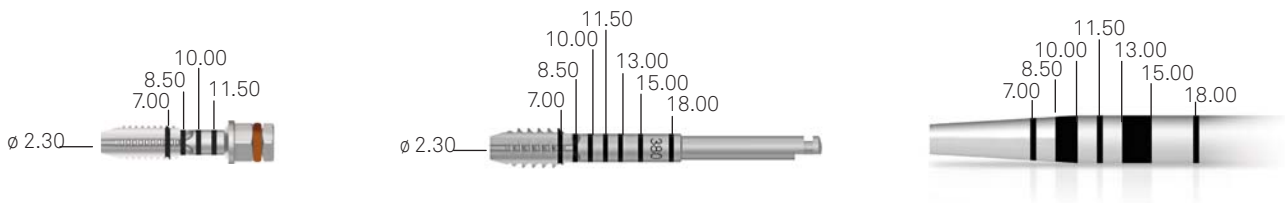
The oversizing (LS) is equal to the height of the tip of the drill being used.

LL: total length of the working part, including the tip.

LS: length of the overpreparation. This measurement must be calculated in addition to the length of the preparation hole.



The working depth is also identified on bone taps and osteotomes through laser-etched notches, as follows:



Prosthetic solutions of excellence

Marginless solutions

Marginless and with margin options that leave to the clinician the decision on where to close the prosthetic crown margin (L-MD or L-MDT). These solutions promote soft tissues thickening because they leave more space for connective tissue.



Prama IN solutions

When single rehabilitation concerns a last molar element, an option is to use a “Prama IN” prosthetic solution which closes around the implant neck, allowing greater robustness to the rehabilitation, also in light of the important typical chewing loads of that area.

The “Prama IN” prosthetic solutions may also represent a valid option in cases where, due to factors related to the patient’s immune system response, bone and tissue remodeling was not the desired one.




T-CONNECT

Standard or cuttable T-Connects for straight or angled screw hole.



CONICO system

- Conometric prosthesis without screws or cement;
- easy to remove: at any time the clinician can remove the prosthesis to perform a follow up and/or the hygiene;
- the conometric technique allows restorations from single elements to entire arches;
- biological seal and healthy and stable tissues over time.



P.A.D.r abutments for multiple prosthetic

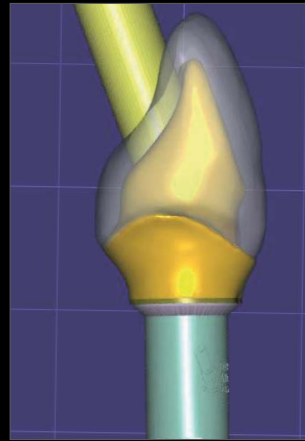
- Easy to insert;
- maximum freedom and ergonomics of the superstructures;
- pink anodization for better mimetism;
- their limited size makes them suitable for rehabilitations of partially or totally edentulous arches in reduced horizontal and vertical spaces.



Solutions for angled screw hole

In the case of implants in the aesthetic area, which need an angulation between the implant and the post axis, it is recommended to place the implants deeper in order to be able to use bases or posts for luting with angled screw hole, so that the screw has a palatal access, consistent with the aesthetic needs.

Solutions for luting are available with or without support base for the crown, in order to leave the clinician the option to choose where to close the crown.



Courtesy of dr. Paolo Nardinocchi



L-MDT for angled screw hole

Impression and model phase

Pick-up transfers

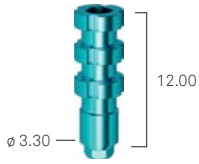
straight emergence

ø 3.30 ●


ø 3.80 ●

ø 4.25 ●

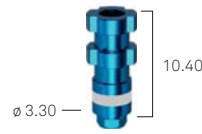
ø 5.00 ●



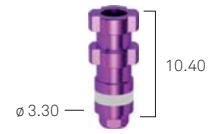
A-TRA-330



L-TRA-380



L-TRA-425



L-TRA-500

A-VTRA-180-15 screw included.

Pull-up transfers

straight emergence

unique platform



A-TRAP-330

Analogs

ø 3.30 ●

ø 3.80 ●

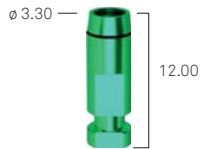
ø 4.25 ●

ø 5.00 ●

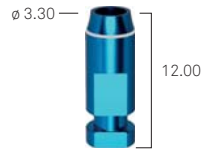
Short Neck



A-ANA-330



LS-ANA-380



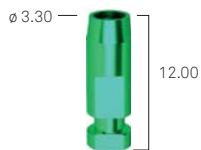
LS-ANA-425

-

Regular Neck



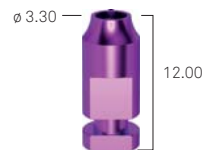
A-ANA-330



L-ANA-380



L-ANA-425



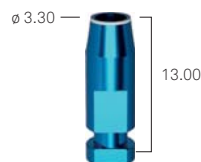
L-ANA-500

Long Neck

-



LL-ANA-380













LL-ANA-425







LL-ANA-500

Healing abutments

Healing abutments						
transgingival h	2.00 mm	3.00 mm	4.00 mm	5.00 mm	7.00 mm	
with straight emergence, unique platform	 <p>A-TMG-330-2</p>	 <p>A-TMG-330-3</p>	-	 <p>A-TMG-330-5</p>	 <p>A-TMG-330-7</p>	
with straight emergence with coronal enlargement, unique platform	 <p>A-TMTCR-330-2</p>	 <p>A-TMTCR-330-3</p>	-	 <p>A-TMTCR-330-5</p>	-	
with wide profile, unique platform	 <p>A-TMGB-330-2</p>	 <p>A-TMGB-330-3</p>	 <p>A-TMGB-330-4</p>			

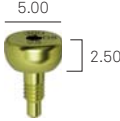






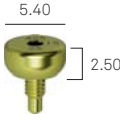
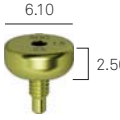









REGISTRA technique

Anatomical transfer screw for REGISTRA technique			
h	5.00 mm	7.00 mm	9.00 mm
anatomical transfer screw for REGISTRA technique, unique platform	 <p>A-TO-330-5</p>	 <p>A-TO-330-7</p>	 <p>AS-TO-330-9</p>

Transfer cap	
Universal cap for REGISTRA transfer screws	 <p>CAP-TO</p>

Prama IN healing abutments

(closing around the implant neck)

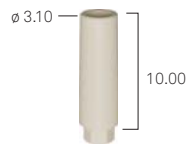
in Titanium					
transgingival h	closing around the neck h	ø 3.80 ●	ø 4.25 ●	ø 5.00 ●	
2.50	0.50*				
		L-TMG-380-25-05	L-TMG-425-25-05	L-TMG-500-25-05	
3.50	0.50*				
		L-TMG-380-35-05	L-TMG-425-35-05	L-TMG-500-35-05	
2.50	1.50**				
		L-TMG-380-25-15	L-TMG-425-25-15	L-TMG-500-25-15	
3.50	1.50**				
		L-TMG-380-35-15	L-TMG-425-35-15	L-TMG-500-35-15	
in REEF resin					
transgingival h	closing around the neck h	ø 3.80 ●	ø 4.25 ●	ø 5.00 ●	
6.00	0.50*				
		L-TMGPF-380-05	L-TMGPF-425-05	L-TMGPF-500-05	
6.00	1.50**				
		L-TMGPF-380-15	L-TMGPF-425-15	L-TMGPF-500-15	

Prama IN healing abutments in REEF resin: VM2-180 fixation screw included
 *Only for Regular and Long neck. | **Only for Regular neck.

Provisional posts

in REEF resin

unique platform



A-PPF-330-EX

in REEF resin, repositionable

A-PPF-330

in REEF resin, rotating

VM2-180 fixation screw included.

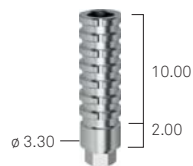
Simple in PEEK and Titanium Gr. 5

unique platform



A-MPSC-330

Simple in PEEK, base in Titanium Gr. 5, repositionable



A-MPSCI-330-EX

Simple in Titanium Gr. 5, repositionable

A-MPSCI-330

Simple in Titanium Gr. 5, rotating

VM2-180 fixation screw included.

In Titanium with castable sleeve

unique platform



A-CTI-330

rotating

A-CCI-S

spare castable PMMA sleeve,
fixation screw not included

VM2-180 fixation screw included.

Posts for luting technique

unique platform



L-CT-340-ROT

Gr. 5 titanium posts, h 14.00 mm,
straight emergence

L-CCRCO-340-ROT

Cobalt chrome titanium posts,
h 14.00 mm, straight emergence



L-CTR-340-ROT

Gr. 5 titanium posts, h 14.00 mm,
anatomical emergence




L-CCRCOR-340-ROT

Cobalt chrome posts, h 14.00 mm,
anatomical emergence

L-VMS-180 screw included.


Premade posts

Straight

unique platform	post h			
	6.00	6.00	L-MD-340-6	repositionable
	8.00	8.00	L-MD-340-8	repositionable
	6.00	6.00	L-MD-340-6-ROT	rotating
	8.00	8.00	L-MD-340-8-ROT	rotating

L-VMS-180 screw included.

Straight, marginless

unique platform	post h			
	15.00	15.00	A-MD-330-15	repositionable

L-VMS-180 screw included.

Angled

unique platform	transgingival h			
	0.00	0.00	L-MA15-340	
	1.00	1.00	L-MA15-340-1	angled at 15°, repositionable
	2.00	2.00	L-MA15-340-2	
	1.00	1.00	L-MA25-340-1	angled at 25°, repositionable
	2.00	2.00	L-MA25-340-2	

L-VMS-180 fixation screw included, for L-MA15-340 post: L-VM-180 screw not included.

Preparable posts

Preparable posts

unique platform

straight emergence



A-MF-330

wide emergence



A-MFS-330

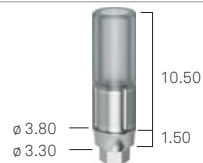
VM2-180 fixation screw included.

Castable posts

With metal base

unique platform

cobalt chrome base,
repositionable



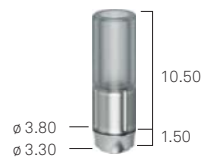
A-UCRCO-330-EX

cobalt chrome base,
rotating



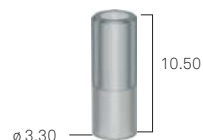
A-UCRCO-330

titanium base,
rotating
only for titanium fusions



A-UCTR-330-EX

spare castable sleeve,
fixation screw not included



A-CCUCR-330

VM2-180 fixation screw included.

Fully castable

unique platform

repositionable,
straight emergence



A-CC-330-EX

rotating, straight emergence



A-CC-330

VM2-180 fixation screw included.

Solutions with angled screw hole

These solutions have a distinctive morphology, featuring a lateral window or an adjustable element that allows for the displacement of the hole for the passing screw to either the palatal or lingual position, thus avoiding unaesthetic vestibular holes.

Angled screw hole Interfase

unique platform

cobalt chrome base, repositionable



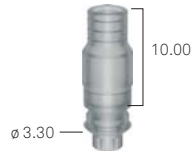
PD3PKH330/CC

cobalt chrome base, rotating



PD3PKR330/CC

fully castable, repositionable



PD3PKH330/P

fully castable, rotating



PD3PKR330/P



Angled screw hole Interfase

unique platform

repositionable



IND3PKH330/TIA

rotating



IND3PKR330/TIA

A-VMA-180 fixation screw not included.

Angled screw hole marginless Interfase

cone height

unique platform

repositionable

6.00 mm



L-MDT-340-6

10.00 mm

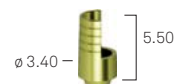


L-MDT-340-10

rotating

unique platform

6.00 mm



L-MDT-340-6-ROT

10.00 mm

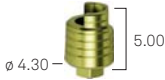
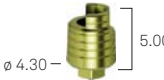




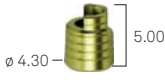







L-MDT-340-10-ROT

ATTENTION: The angled hole screw must always be ordered separately because it is not included in the Interfase package. If you do not have the appropriate screwdriver DSPDCLH-24 or DSPDCLH-32, please order it separately.

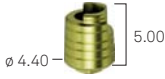





For these components use the standard screw VM2-180 or the angled hole screw A-VMA-180. Screws are not included.

Prama IN T-Connect closing around the implant neck at 0.50 mm

cone height	ø 3.80 ●	ø 4.25 ●	ø 5.00 ●
repositionable	5.00 mm  L-TCIN-380-05	5.00 mm  L-TCIN-425-05	5.00 mm  L-TCIN-500-05
	8.00 mm  L-TCIN-380-05-8	8.00 mm  L-TCIN-425-05-8	8.00 mm  L-TCIN-500-05-8
rotating	5.00 mm  L-TCIN-380-05-ROT	5.00 mm  L-TCIN-425-05-ROT	5.00 mm  L-TCIN-500-05-ROT
	8.00 mm  L-TCIN-380-05-8-ROT	8.00 mm  L-TCIN-425-05-8-ROT	8.00 mm  L-TCIN-500-05-8-ROT







Only for Regular and Long Neck | For these components use the standard VM2-180 fixation screw or the angled screw hole one A-VMA-180. Screws are not included.

Prama IN T-Connect closing around the implant neck at 1.00 mm, Regular Neck

cone height	ø 3.80 ●	ø 4.25 ●	ø 5.00 ●
repositionable	5.00 mm  L-TCIN-380-10	5.00 mm  L-TCIN-425-10	5.00 mm  L-TCIN-500-10
	8.00 mm  L-TCIN-380-10-8	8.00 mm  L-TCIN-425-10-8	8.00 mm  L-TCIN-500-10-8

Only for Regular Neck | For these components use the standard VM2-180 fixation screw or the angled screw hole one A-VMA-180. Screws are not included.

Prama IN T-Connect closing around the implant neck at 1.00 mm, Long Neck

cone height	ø 3.80 ●	ø 4.25 ●	ø 5.00 ●
repositionable	5.00 mm  LL-TCIN-380-10	5.00 mm  LL-TCIN-425-10	5.00 mm  LL-TCIN-500-10
	8.00 mm  LL-TCIN-380-10-8	8.00 mm  LL-TCIN-425-10-8	8.00 mm  LL-TCIN-500-10-8

Only for Long Neck | For these components use the standard VM2-180 fixation screw or the angled screw hole one A-VMA-180. Screws are not included.

ATTENTION: The angled hole screw must always be ordered separately because it is not included in the Interfase package. If you do not have the appropriate screwdriver DSPDCLH-24 or DSPDCLH-32, please order it separately.

P.A.D.r prosthetic range (Disparallel Screw-Retained Prosthesis)

Straight P.A.D.r abutments, for direct screwing on implants

transgingival h

unique platform

1.50 mm



A-PADR-AD330-15

3.00 mm



A-PADR-AD330-30

4.00 mm



A-PADR-AD330-40

Carrier PADR-VTRAL-140-M included: for intraoral screwing use the AVV2-ABUT screwdriver.

Angled abutments

unique platform

Angled at 17°
transgingival h
3.00 mm



A-PADR-AA330-173

Angled at 17°
transgingival
h 5.00 mm




A-PADR-AA330-175

Angled at 30°
transgingival
h 3.00 mm



A-PADR-AA330-303

Angled at 30°
transgingival
h 5.00 mm




A-PADR-AA330-305

Angled at 45°
transgingival
h 3.00 mm



A-PADR-AA330-453

Angled at 45°
transgingival
h 5.00 mm



A-PADR-AA330-455

Screw PADR-VM-180 included.

Carrier PADR-VTRAL-140-M included: for intraoral screwing use the appropriate screwdriver from the HSM series.

P.A.D.r prosthetic components

Healing caps

Titanium healing cap



PADR-CG

PEEK healing cap

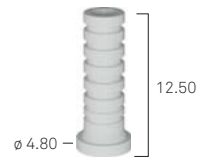


PADR-CGP

PADR-CG: PAD-VP-140 screw included. | PADR-CGP: PAD-VCGP-140 screw included.

P.A.D.r. components for prosthesis relining and luting technique

PEEK sleeve, non engaging



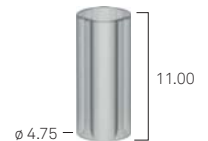
PADR-CP

Titanium sleeve, non engaging



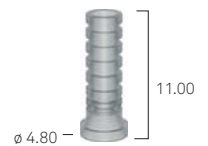
PADR-CT

PMMA castable sleeve



PADR-CCEM

PMMA castable sleeve,
non engaging



PADR-CC

Titanium sleeve without shoulder, for
aesthetic reconstructions



PADR-BAS

Sleeves in PEEK, Titanium Gr. 5 and PMMA: screw PAD-VP-140 included.

Castable post with metal base

PMMA post with cobalt-chrome base,
rotating



PADR-UCRCO

PAD-VP-140 screw included.

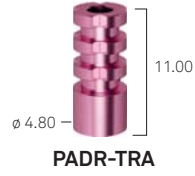
Impression phase

snap-on cap



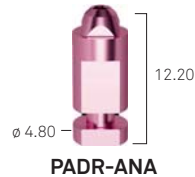
PADR-CAP-EX

transfer pick-up, rotating



PADR-TRA

analog



PADR-ANA

Pick up transfer: PAD-VTRAL-140 screw included.

P.A.D.r components for CAD-CAM prosthesis

Intraoral scanbody



PADR-INT-CAMTRA-L

Digital analog for P.A.D.r abutment



PADR-ANA-DIG

Sleeve for luting technique non engaging for abutments P.A.D.r with cone h 4



PADR-TC-M-4

Sleeve for luting technique non engaging for abutments P.A.D.r with cone h 8 and reduction cut



PADR-TC-M-8

Sleeve for luting technique non engaging for abutment P.A.D.r for angled screw hole



PADR-TCA-M

Castable sleeve for PADR-TC-M and PADR-TC-M-8, non engaging



PADR-TC-CC-M-8

Engaging castable sleeve for PADR-TCA-M



PADR-TC-CC-S-8

*Scanbody and sleeve for luting technique: PAD-VP-140 screw included.
non engaging sleeve for luting technique for P.A.D.r abutment for angled screw hole: screw PAD-VPA-140 not included.
Digital analog: VADIG-180 screw included.*

PLAIN B-Space prosthetic range

Abutment

transgingival h

unique platform

2.00 mm



A-PLAIN-ABU330-2

3.00 mm



A-PLAIN-ABU330-3

4.00 mm



A-PLAIN-ABU330-4

Components for overstructure

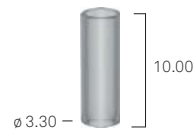
unique platform

healing cap



A-PLAIN-CG330

castable sleeve



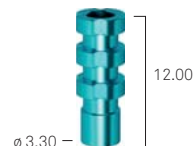
A-PLAIN-CC330

Gr. 5 titanium sleeve



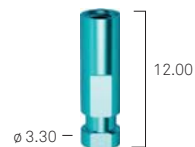
A-PLAIN-CT330

Pick-up transfer



A-PLAIN-TRA-330

analog



A-PLAIN-ANA-330

Castable and titanium sleeves: A-PLAIN-VP200 fixation screw included.

Pick-up transfers: A-PLAIN-VTRA200 fixation screw included.

Components for digital prosthesis

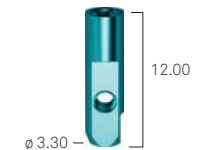
unique platform

Titanium scanbody for laboratory and intraoral use, for PLAIN B-Space abutment




A-INT-CAMTRA-PLAIN-L

Digital analog for PLAIN B-Space abutment



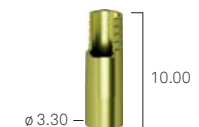
A-PLAIN-ANA-330-DIG

PLAIN B-Space sleeve for luting technique h. 6.00 mm



A-PLAIN-MDT-6

PLAIN B-Space sleeve for luting technique h. 10.00 mm



A-PLAIN-MDT-10

Scanbody: A-PLAIN-VP200 screw included.


Digital analog: VADIG-180 screw included.

PLAIN B-Space sleeves for luting technique: screw not included.

A-PLAIN-VP200 screw for straight hole or ABU-VMA-200 for angled screw hole available for separate ordering.








Conico conometric prosthesis

Straight




h	unique platform
0.50	 <p>A-MD-TS-330-05</p>
1.00	 <p>A-MD-TS-330-10</p>
2.00	 <p>A-MD-TS-330-20</p>
3.00	 <p>A-MD-TS-330-30</p>

VM2-180 fixation screw included.

Conico components



cap for partial or full-arch fixed prosthesis	 <p>CAP2-TS-DEF</p>
non-rotating cap for single element	 <p>CAP2-TS-IND</p>
cap for the removal	 <p>CAP2-TS-REM</p>
screw-in conometric cap (VP200-CAP2-AVV screw included)	 <p>CAP2-TS-AVV</p>
PEEK transfer cap for direct impression on Conico abutment	 <p>CAP2-TS-IMP</p>
Conico post analog	 <p>ANA2-MD-TS</p>
cap with pin, to be used for intraoral wel (welding bars available upon request)	 <p>CAP2-TS-PIN</p>

Angled

	unique platform
angled at 7.5°	 <p>A-MA07-TS-330-2</p>
angled at 15°	 <p>A-MA15-TS-330-2</p>
angled at 22.5°	 <p>A-MA20-TS-330-2</p>



VM2-180 fixation screw included.

Accessories for Conico system

parallelometer	 <p>PAR-PP</p>
parallelometer insert	 <p>PAR-INS-AS</p>

Remember to always purchase the parallelometer with the insert relating to the implant connection on which it is to be used.









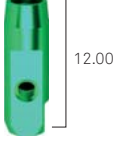





Components for Conico digital prosthesis

	unique platform
Titanium scanbody for laboratory and intraoral use, for Conico abutment	 <p>C-INT-CAMTRA-L</p>
Digital analog for Conico abutment	 <p>ANA2-MD-TS-DIG</p>

VADIG-180 VM2-180 screw included.

Components for digital prosthesis







Components for impression and model phase - platform level

	ø 3.30 ●	ø 3.80 ●	ø 4.25 ●	ø 5.00 ●
scanbody*	 L-INT-CAMTRA-L	 L-INT-CAMTRA-L	 L-INT-CAMTRA-L	 L-INT-CAMTRA-L
digital analog short neck**	 A-ANA-330-DIG	 LS-ANA-380-DIG	 LS-ANA-425-DIG	-
digital analog regular neck**	 A-ANA-330-DIG	 L-ANA-380-DIG	 L-ANA-425-DIG	 L-ANA-500-DIG
digital analog long neck**	-	 LL-ANA-380-DIG	 LL-ANA-425-DIG	 LL-ANA-500-DIG

* VM2-18 screw included. | ** VADIG-180 screw included.







Components for impression and model phase - abutment level

unique platform

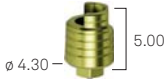





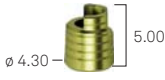





for P.A.D.r abutments	 PADR-INT-CAMTRA-L	 PADR-ANA-DIG
for PLAIN B-Space abutments	 A-INT-CAMTRA-PLAIN-L	 A-PLAIN-ANA-330-DIG
for Conico abutments	 C-INT-CAMTRA-L	 ANA2-MD-TS-DIG

Screws and screwdrivers for digital analogs

unique platform

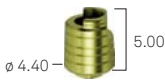





 VADIG-180 screw for digital analog M1.8	 PIN-ANA-DIG pin for digital analog	 INS-ANA-140 carrier for digital analog M 1.4 P.A.D.r	 INS-ANA-180 carrier for digital analog M1.8	 INS-ANA-180-L carrier for digital analog M1.8, long	 INS-ANA-200 carrier for digital analog M 2.0 Conico
---	--	--	---	---	---

Prama IN T-Connect closing around the implant neck at 0.50 mm

cone height	ø 3.80 ●	ø 4.25 ●	ø 5.00 ●
5.00 mm			
repositionable	L-TCIN-380-05	L-TCIN-425-05	L-TCIN-500-05
8.00 mm			
	L-TCIN-380-05-8	L-TCIN-425-05-8	L-TCIN-500-05-8
5.00 mm			
rotating	L-TCIN-380-05-ROT	L-TCIN-425-05-ROT	L-TCIN-500-05-ROT
8.00 mm			
	L-TCIN-380-05-8-ROT	L-TCIN-425-05-8-ROT	L-TCIN-500-05-8-ROT

Only for Regular and Long Neck | For these components use the standard VM2-180 fixation screw or the angled screw hole one A-VMA-180. Screws are not included.

Prama IN T-Connect closing around the implant neck at 1.00 mm, Regular Neck

cone height	ø 3.80 ●	ø 4.25 ●	ø 5.00 ●
5.00 mm			
repositionable	L-TCIN-380-10	L-TCIN-425-10	L-TCIN-500-10
8.00 mm			
	L-TCIN-380-10-8	L-TCIN-425-10-8	L-TCIN-500-10-8

**Only for Regular Neck | For these components use the standard VM2-180 fixation screw or the angled screw hole one A-VMA-180. Screws are not included.*

Prama IN T-Connect closing around the implant neck at 1.00 mm, Long Neck

cone height	ø 3.80 ●	ø 4.25 ●	ø 5.00 ●
5.00 mm			
repositionable	LL-TCIN-380-10	LL-TCIN-425-10	LL-TCIN-500-10
8.00 mm			
	LL-TCIN-380-10-8	LL-TCIN-425-10-8	LL-TCIN-500-10-8

**Only for Long Neck | For these components use the standard VM2-180 fixation screw or the angled screw hole one A-VMA-180. Screws are not included.*

ATTENTION: The angled hole screw must always be ordered separately because it is not included in the Interfase package. If you do not have the appropriate screwdriver DSPDCLH-24 or DSPDCLH-32, please order it separately.

Cutting guide and holder for T-Connect Prama IN



Cutting guide holder S
(small) for T-Connect
Prama IN left side

TCIN-HOLD4-SX

Cutting guide holder S
(small) for T-Connect
Prama IN right side

TCIN-HOLD4-DX


Cutting guide holder L (large)
for T-Connect Prama IN
right side

TCIN-HOLD6-DX

Cutting guide holder L (large)
for T-Connect Prama IN
left side

TCIN-HOLD6-SX

4 mm cutting guide for
T-Connect Unica



TCIN-DIMA-H5

6 mm cutting guide for
T-Connect Unica



TCIN-DIMA-H6

Cutting guide for angled hole
for T-Connect Unica



TCIN-DIMA-ANG

Please note: STL file available for independently 3D printing of the holders.

Chairside Prama IN T-Connect closing around the neck at 0.50 mm*

ø 3.80 ●

ø 4.25 ●

ø 5.00 ●



L-TCS-380S-05



L-TCS-425L-05



L-TCS-500L-05

*Only for Regular and Long Neck. L-VMS screw included.

Angled screw hole Interfase

unique platform

repositionable



IND3PKH330/TIA

rotating



IND3PKR330/TIA

A-VMA-180 screw not included.

T-Connect Prama IN accessories

T-Connect Prama IN
O-ring



TCIN-ORING

O-Ring inserter



TC-UNI-ORING-INS

Premilled

Platform level

unique platform

repositionable



A-CAMT-330-12-SW



A-CAMC-330-12-SW

in Titanium

VM2-180 screw included.

Prima IN closing around the neck at 0.50 mm*

ø 3.80 ●

ø 4.25 ●

ø 5.00 ●

repositionable



L-CAMT-38005-12-SW



L-CAMT-42505-12-SW



L-CAMT-50005-12-SW

in Titanium

VM2-180 screw included. | *Only for Regular and Long Neck.

Solutions for overdenture

Ball attachments


unique platform



A-AS-330-1



A-AS-330-2



A-AS-330-4

Analog for ball attachments

unique platform



ANAS

Caps for ball attachments

unique platform

polyamide cap



040CRNSNDR8-SM*

steel container for polyamide cap external diameter \varnothing 4.80 mm



041CAN-SM*

Gr. 5 titanium cap with cap in two parts, retention spring titanium and plastic, plastic mounting ring



CAP-TIT-1

spare plastic ring



AN-CAP-TIT-1

spare steel spring, average hardness



MOL1-CAP-TIT-1

spare steel spring, soft



MOL2-CAP-TIT-1

gold alloy cap, with 3 plastic rings and a tin spacer for the lab



CAP-1

* Pack of 6 pieces.

Overdenture on bars

castable bar, l 5.00 cm, h 3.00 mm, thickness 2.20 mm, ovoid-shaped profile with spacer



BARC-CAV-TIT

divisible bar attachment in titanium for oval bars, h 3.00 mm, thickness 2.20 mm



CAV-TIT

castable bar, l 5.00 cm, \varnothing 2.20 mm



BARC

bar attachment in gold alloy for round bars \varnothing 2.20 mm




CAV-375

Locator abutment

transgingival h

unique platform


1.00 mm



2.00 mm




3.00 mm



4.00 mm

-

5.00 mm



6.00 mm

-

Accessories for Locator abutment

unique platform

4 aluminium analogs



4 aluminium transfers,
4 retainers cod. 8515 included



4 polyethylene parallelism pins



steel plate AISI 316 L



complete Locator Core Tool



steel push rod for
inserting the retainers



steel driver for abutment
screwing/unscrewing



retention jacket for the driver, to
transfer the Locator abutments
into the oral cavity



Retainers and spacer rings for Locator abutments

unique platform

low retention capacity for impression taking,
black, in polyethylene,
4 pcs packaging



retention 5 lb = 2268 g, in nylon,
disparallelisms up to 10° per side,
4 pcs packaging



retention 3 lb = 1361 g, in nylon,
disparallelisms up to 10°
per side, 4 pcs packaging



retention 1,5 lb = 680 g, in nylon,
disparallelisms up to 10°
per side, 4 pcs packaging



retention 4 lb = 1814 g, in nylon,
disparallelisms up to 20°
per side, 4 pcs packaging



retention 2 lb = 907 g, in nylon,
disparallelisms up to 20°
per side, 4 pcs packaging



retention 1 lb = 450 g, in nylon,
disparallelisms up to 20°
per side, 4 pcs packaging



spacer rings in silicon rubber,
20 pcs packaging



kit: 2 Gr. 5 titanium caps, 2 spacer rings,
2 black retainers and 2 nylon retainers for
each of the 3 different retention capacities



kit: 2 Gr. 5 titanium caps, 2 spacer rings,
2 black retainers and 2 nylon retainers for
each of the 3 different retention capacities
meant for disparallelisms




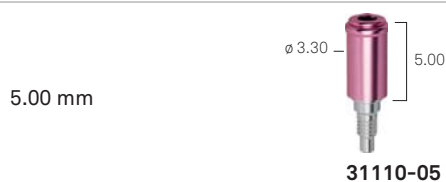
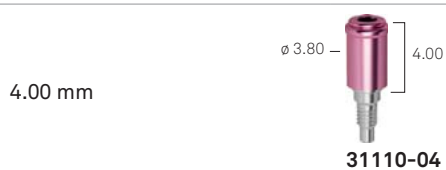


kit: 2 Gr. 5 steel caps, 2 spacer rings,
2 black retainers and 2 nylon retainers for
each of the 3 different retention capacities



Locator R-Tx abutment*

transgingival h

unique platform



* All-in-One packaging that includes an abutment, a spacer ring, a cap, and an insert for each retention (gray, blue, pink, white).

Caps and retainer for Locator R-Tx abutment

unique platform

pack of 4 caps and 4 black retainers for impression taking

30013

grey, without retention, pack of 4 pcs

30001

blue, low retention, pack of 4 pcs

30002

pink, medium retention, pack of 4 pcs

30003

white, high retention, pack of 4 pcs

30004

black, for the impression taking, pack of 4 pcs

30012

Accessories for Locator R-Tx abutment

unique platform

aluminium analogs for abutments \varnothing 3.35 mm pack of 4 pcs



30014

aluminium analogs for abutments \varnothing 4.00, pack of 4 pcs



30015

aluminium analogs for abutments \varnothing 5.00, pack of 4 pcs



30016

transfers with low retention, pack of 4 pcs



30017

spacer rings for relining phase, pack of 4 pcs



30018

Locator core tool for Locator R-Tx



30021

RA screwdriver for Locator R-Tx, hex 1.25 mm



08008

digital screwdriver for Locator R-Tx, hex 1.25 mm




08007

Clinical and laboratory prosthetic screws

Standard fixation screw

	VM2-180	
	VM2-180-10	10 pcs packaging

Conical support fixation screw

	L-VMS-180	
	L-VMS-180-10	10 pcs packaging




Full Head Fixation screw

	L-VM-180	
	L-VM-180-10	confezione da 10 unità

Fixation screw for angled screw hole

	A-VMA-180	
---	-----------	--








Screws for Pick-up transfer

	VTRA2-180-15	h 15.00
	VTRA2-180-20	h 20.00
	VTRA2-180-MAN	for manual screwing




Screw for closed-tray transfers

	VTRA2-180-10	h 10.00
---	--------------	---------





Screws for P.A.D.r abutments

	PADR-VM-180	for P.A.D.r abutment
	PADR-VM-180-10	for P.A.D.r abutment 10 pcs packaging
	PAD-VTRAL-140	for Pick-up transfer, long
	PAD-VTRA-140	for Pick-up transfer, standard
	PAD-VTRAL-140-MAN	for Pick-up transfer, manual screwing
	PAD-VP-140	for prosthetic components on P.A.D.r abutments
	PAD-VP-140-10	for prosthetic components on P.A.D.r abutments 10 pcs packaging
	PAD-VPA-140	fixation screw for PADR-TCA-M to use with the dedicated screwdriver DSPDCLH-24 and DSPDCLH-32
	PADR-VTRAL-140-M	carrier for P.A.D.r

Screws for CAD-CAM prosthesis

	A-PLAIN-VP200	for PLAIN abutment
	A-PLAIN-VP200-10	for PLAIN abutment, 10 pcs packaging
	A-PLAIN-VTRA200	for PLAIN abutment Pick-up transfers
	ABU-VMA-200	for angled screw hole

Screws for CAD-CAM prosthesis

	A-CAMTVABU180	for zirconium oxide single crowns and ECHO overstructures
	PAD-VCAM140	for zirconium oxide overstructure on abutment P.A.D.r
	CAMPRON205-10	spare ring washers for the head of the screw
	VADIG-180	locking screw for digital analogs

Recommended torque for tightening prosthetic components

8-10 Ncm	surgical cover screws, healing abutments, transfer screws
20-25 Ncm	prosthetic screws
25-30 Ncm	direct screwing on implants prosthetic components
8-10 Ncm	transfer screws

Warning

Fixation screws are always included in the packaging of each prosthetic component, unless otherwise indicated. Please use laboratory screws for laboratory phases and keep the screw included with the prosthetic component for the final fastening in the patient's mouth.

Bibliography

- a. Canullo L., Tallarico M., Pradies G., Marinotti F., Loi I., Cocchetto R.,
Soft and hard tissue response to an implant with a convergent collar in the esthetic area: preliminary report at 18 months,
Int J Esthet Dent 2017; 12:2-19:
- b. Canullo L, Menini M, Covani U, Pesce P,
Clinical outcomes of using a prosthetic protocol to rehabilitate tissue-level implants with a convergent collar in the esthetic zone: a 3-year prospective study,
J Prosthet Dent. 2019 Jun 18. pii: S0022-3913(19)30077-0. doi: 10.1016/j.prosdent.2018.12.022
- c. Valente N.A., Wu M., Toti P., Derchi G., Barone A,
Concave/convergent versus parallel/divergent implant transmucosal profiles impact on hard and soft peri-implant tissues: a systematic review with meta-analysis,
Int J Prosthodont . Sep/Oct 2020;33(5):553-564. doi: 10.11607/ijp.6726
- d. Cabanes Gumbau G, Pascual-Moscardò A, Penarrocha-Oltra D, Garcia-Mira B, Aizcorbe-Vicente J, Penarrocha-Diago M,
Volumetric variation of peri-implant soft tissues in convergent collar implants and crowns using the biologically oriented preparation technique,
Med Oral Patol Oral Cir Bucal. 2019 Sep 1;24(5):e643-e651. doi: 10.4317/medoral.22946
- e. Agustín-Panadero R, Martínez-Martínez N, L. Fernandez-Estevan, J. Faus-Lopez, F. Sola-Ruiz,
Influence of transmucosal Area Morphology on Peri-implant bone loss in tissue-level implants,
The International Journal of Oral & Maxillofacial Implants, 2019; 34: 947-952. doi: 10.11607/jomi.7329
- f. Marchio V, Derchi G, Cinquini C, Miceli M, Gabriele M, Alfonsi F, Barone A,
Tissue level implants in healthy versus medically compromised patients: a cohort comparative study,
Minerva Stomatologica 2020 mese;69(0):000-000, Doi: 10.23736/S0026-4970.20.04359-9
- g. Prati C, Zamparini F, Canullo L, Pirani C, Botticelli D, Gandolfi MG,
Factors affecting soft and hard tissues around two-piece transmucosal implants: a 3 year prospective cohort study,
J Oral Maxillofac Implants 2020;35, doi: 10.11607/jomi.7778
- h. Agustín-Panadero, R.; Bermúdez-Mulet, I.; Fernández-Estevan, L.; Fernanda Solá-Ruiz, M.; Marco-Pitarch, R.; García-Selva, M.; Zubizarreta-Macho, Á.; León-Martínez, R.,
Peri-Implant Behavior of Tissue Level Dental Implants with a Convergent Neck.,
Int. J. Environ. Res. Public Health 2021, 18, 5232, Doi: 10.3390, ijerph18105232
- i. Palombo D., Rahmati M., Vignoletti F., Sanz-Esporrin J., Haugen H. J., Sanz M.,
Hard and soft tissue healing around implants with a modified implant neck configuration: An experimental in vivo preclinical investigation,
Clin Oral Impl Res. 2021;00:1-15.
- j. Morón-Conejo B, Sanz-Sánchez I, Salido MP, Martínez-Rus F, Pradies G,
The effect of a convergent transmucosal neck on soft tissues and radiographic outcomes: a 1-year follow-up randomized controlled trial,
Clin Oral Investig 2023 Feb 7. doi: 10.1007/s00784-023-04892-9.
- k. Mandillo-Alonso V, Cascos Sanchez R, Antonaya-Martin JL, Laguna-Martos M,
Evaluation of peri-implant soft and hard tissues behavior in screw-retained crowns by the biologically oriented preparation technique: Ambispective longitudinal analytical study,
J Clin Exp Dent. 2022 Jan; 14(1): e64-e71, doi: 10,4317/jced,58924
- l. Mandillo-Alonso V, Cascos Sanchez R, Antonaya-Martin JL, Laguna-Martos M,
Soft tissue thickness evaluation in screw-retained crowns by the biologically oriented preparation technique,
J Clin Exp Dent 2021 Dec 1;13(12): e1209-e1215, doi: 10.4317/jced.58952



rev. 09-24



Sweden & Martina S.p.A.

Via Veneto, 10
35020 Due Carrare (PD), Italy
Tel. +39.049.9124300
Fax +39.049.9124290
info@sweden-martina.com

www.sweden-martina.com
prama.sweden-martina.com

Sweden & Martina Ltd

Unit 1b
Amberley Court, Whitworth Road
Crawley, West Sussex, RH11 7XL
Toll free 0800 1123575
info.uk@sweden-martina.com

Sweden & Martina Inc.

Distributor for U.S.
4700 S Mill Ave, Ste B-16
PO Box 23748 - Tempe, AZ 85282
Toll free 1-844-8MARTINA (1-844-862-7846)
info.us@sweden-martina.com
www.sweden-martinainc.com

Sweden & Martina Mediterranea S.L.

España - info.es@sweden-martina.com
Sweden & Martina Lda
Portugal - info.pt@sweden-martina.com

SOME PRODUCTS MAY NOT BE REGULATORY/RELEASED FOR SALE IN ALL MARKETS.

The implants, standard prosthetic components and surgical instruments contained in this issue are Medical devices and are manufactured by Sweden & Martina S.p.A. except for:

- the Locator Abutment and related components which are medical devices manufactured by Zest Anchors, Inc., 2875 Loker Avenue East, Carlsbad, CA 92010, USA. Locator is a trademark by Zest Anchors, Inc.
 - The TWL torque wrench with control lever and its adapter are medical devices manufactured by Elos Medtech Pinol A/S, Engvej 33, 3330 Gorlose, Denmark.
- They conform to the ISO 9001 and ISO 13485 standards and are certified with the CE in compliance with Regulation (EU) Medical Devices n. 2017/745.
The Sweden & Martina plant manufactures Medical Devices in compliance with the CGMPs in force in the USA and in other countries worldwide.



All trademarks herein are the property of Sweden & Martina S.p.A. unless otherwise indicated.
This material is intended for laboratories and clinicians and is not intended for patient distribution.
This material is not to be redistributed, duplicated, or disclosed without the express written consent of Sweden & Martina S.p.A.
For additional product information, including indications, contraindications, warnings, precautions, and potential adverse effects, see Sweden & Martina S.p.A. website.

The contents are updated at the time of publication. Check with the company for any subsequent updates.