


# PRAMAPOWER

*International Product Overview*





Sweden & Martina



Dental Arena


# PRAMA POWER

## Table of contents


4	Prama Slim Power implants
6	Prama Power implants
14	Prama Power Nasal and Pterygoid implants
16	UTM and ZirTi: two surfaces in synergy
19	The advantages of the unique Collex connection
20	Prama Power the implant for a complete digital workflow
22	Ergonomics of surgical procedures
24	Prama Power Surgical Kit
26	Surgical Kits for Guided Surgery
30	Components for Guided Surgery
32	Optional integration sets
34	Optional surgical instruments
38	Excellence in prosthetic solutions
39	Solutions for angled screw hole
40	Impression and model phase
41	Healing abutments
42	Prama IN healing abutments
43	Provisional posts
44	Premade posts
45	Preparable posts
45	Castable posts
46	Solutions with angled screw hole
48	P.A.D.r (Disparallel Screwed Prosthesis) prosthetic range
50	PLAIN B-Space prosthetic range
51	Conico conometric prosthesis
52	Components for digital prosthesis
58	Premilled
59	Overdenture solutions
62	Clinical and laboratory prosthetic screws
63	Bibliography

# Prima Slim Power


## SLIM $\varnothing$ 3.30



**COLLEX CONNECTION**  
For a simplified prosthetic approach




**UTM NECK**  
The surface designed for the interface between soft and hard tissues



**CORONAL MORPHOLOGY**  
More stable in thin cortical



**REVERSE BUTTRESS THREAD**  
Sharp and penetrating even in dense bone



**APEX**  
Tapered with a deeper spiral throughout its length, ensuring stability, especially in post-extraction cases



# Prama Slim Power implants


∅ 3.30 mm



	SHORT NECK h 1.80 mm	REGULAR NECK h 2.80 mm
h fixture		
6.00 mm	-	<p>∅ 3.30 ∅ 2.52 6.00 <b>LA-ZT-330-060</b></p>
8.50 mm	<p>∅ 3.30 ∅ 2.52 8.50 <b>LAS-ZT-330-085</b></p>	<p>∅ 3.30 ∅ 2.52 8.50 <b>LA-ZT-330-085</b></p>
10.00 mm	<p>∅ 3.30 ∅ 2.52 10.00 <b>LAS-ZT-330-100</b></p>	<p>∅ 3.30 ∅ 2.52 10.00 <b>LA-ZT-330-100</b></p>
11.50 mm	<p>∅ 3.30 ∅ 2.52 11.50 <b>LAS-ZT-330-115</b></p>	<p>∅ 3.30 ∅ 2.52 11.50 <b>LA-ZT-330-115</b></p>
13.00 mm	<p>∅ 3.30 ∅ 2.52 13.00 <b>LAS-ZT-330-130</b></p>	<p>∅ 3.30 ∅ 2.52 13.00 <b>LA-ZT-330-130</b></p>
15.00 mm	-	<p>∅ 3.30 ∅ 2.52 15.00 <b>LA-ZT-330-150</b></p>
surgical fixation screw (included)	<p><b>L-VT-340</b></p>	

# Prama Power implants


## PRAMA POWER



**COLLEX CONNECTION**  
Common to all diameters for a simplified prosthetic approach




**UTM NECK**  
The surface designed for the interface between soft and hard tissues



**REVERSE BUTTRESS THREAD**  
Sharp and penetrating even in dense bone




**CONICAL CORE AND CONICAL SPIRAL**  
Provides excellent sensitivity during insertion




**APICAL NOTCHES**  
Designed to facilitate insertion and clot decomposition

**APEX**  
Tapered with a deeper spiral throughout its length, ensuring stability, especially in post-extraction cases




# PRAMA RF POWER - PRAMA RF SL POWER




## WIDE THREADS AND GROOVES IN THE CORE

For increased primary stability and to enhance the contact surface when the bone is less dense




## PROGRESSIVELY THICKENING THREADING

Designed to enhance bone condensation in poorly mineralized areas



### APEX

Rounded, ideal for sinus lifts



### HELICAL APICAL NOTCH

# Short Neck h 1.80 mm



PRAMA POWER		
h fixture	ø 3.80 ●	ø 4.25 ●
8.50 mm	<p>ø 3.80 ø 2.75 8.50 <b>LAS-ZT-380-085</b></p>	<p>ø 4.25 ø 2.90 8.50 <b>LAS-ZT-425-085</b></p>
10.00 mm	<p>ø 3.80 ø 2.75 10.00 <b>LAS-ZT-380-100</b></p>	<p>ø 4.25 ø 2.90 10.00 <b>LAS-ZT-425-100</b></p>
11.50 mm	<p>ø 3.80 ø 2.75 11.50 <b>LAS-ZT-380-115</b></p>	<p>ø 4.25 ø 2.90 11.50 <b>LAS-ZT-425-115</b></p>
13.00 mm	<p>ø 3.80 ø 2.75 13.00 <b>LAS-ZT-380-130</b></p>	<p>ø 4.25 ø 2.90 13.00 <b>LAS-ZT-425-130</b></p>
surgical cover screw (included)	<p><b>L-VT-340</b></p>	

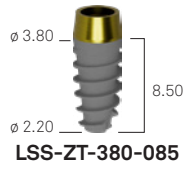




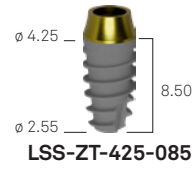
## PRAMA RF POWER

ø 3.80 ●

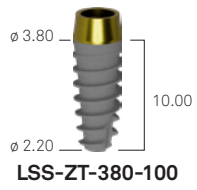
ø 4.25 ●



**LSS-ZT-380-085**



**LSS-ZT-425-085**



**LSS-ZT-380-100**



**LSS-ZT-425-100**



**LSS-ZT-380-115**



**LSS-ZT-425-115**



**L-VT-340**

# Regular Neck h 2.80 mm



PRAMA POWER			
h fixture	ø 3.80 ●	ø 4.25 ●	ø 5.00 ●
6.00 mm	<p>LA-ZT-380-060</p>	<p>LA-ZT-425-060</p>	<p>LA-ZT-500-060</p>
8.50 mm	<p>LA-ZT-380-085</p>	<p>LA-ZT-425-085</p>	<p>LA-ZT-500-085</p>
10.00 mm	<p>LA-ZT-380-100</p>	<p>LA-ZT-425-100</p>	<p>LA-ZT-500-100</p>
11.50 mm	<p>LA-ZT-380-115</p>	<p>LA-ZT-425-115</p>	<p>LA-ZT-500-115</p>
13.00 mm	<p>LA-ZT-380-130</p>	<p>LA-ZT-425-130</p>	<p>LA-ZT-500-130</p>
15.00 mm	<p>LA-ZT-380-150</p>	<p>LA-ZT-425-150</p>	-
surgical cover screw (included)	<p>L-VT-340</p>		



**PRAMA RF POWER**

**PRAMA RF SL POWER**

ø 3.80 ●

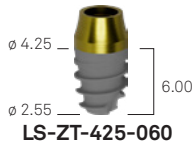
ø 4.25 ●

ø 5.00 ●

ø 3.80 ●

ø 4.25 ●

ø 5.00 ●



**LS-ZT-425-060**



**LS-ZT-500-060**

-

-

-

-



**LS-ZT-380-085**



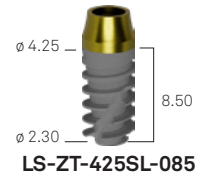
**LS-ZT-425-085**



**LS-ZT-500-085**



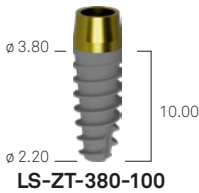
**LS-ZT-380SL-085**



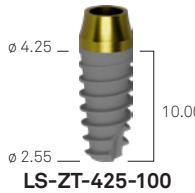
**LS-ZT-425SL-085**



**LS-ZT-500SL-085**



**LS-ZT-380-100**



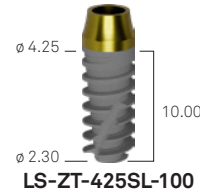
**LS-ZT-425-100**



**LS-ZT-500-100**



**LS-ZT-380SL-100**



**LS-ZT-425SL-100**



**LS-ZT-500SL-100**



**LS-ZT-380-115**



**LS-ZT-425-115**



**LS-ZT-500-115**



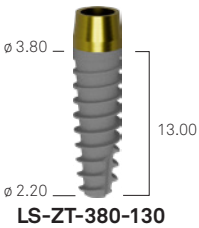
**LS-ZT-380SL-115**



**LS-ZT-425SL-115**



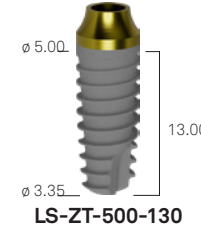
**LS-ZT-500SL-115**



**LS-ZT-380-130**



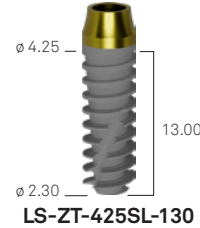
**LS-ZT-425-130**



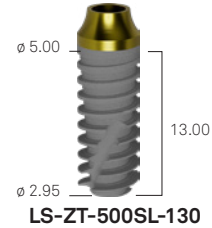
**LS-ZT-500-130**



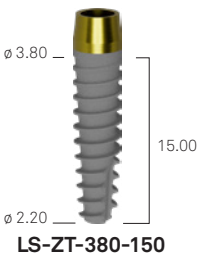
**LS-ZT-380SL-130**



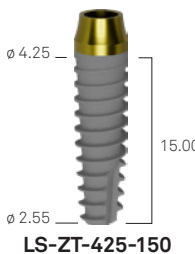
**LS-ZT-425SL-130**



**LS-ZT-500SL-130**

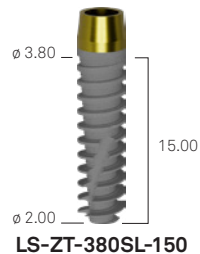


**LS-ZT-380-150**

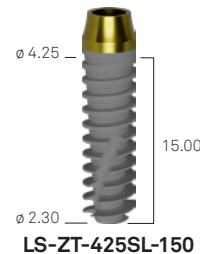


**LS-ZT-425-150**

-



**LS-ZT-380SL-150**



**LS-ZT-425SL-150**

-



**L-VT-340**

# Long Neck h 3.80 mm



## PRAMA POWER

h fixture	ø 3.80 ●	ø 4.25 ●
8.50 mm	<p><b>LAL-ZT-380-085</b></p>	<p><b>LAL-ZT-425-085</b></p>
10.00 mm	<p><b>LAL-ZT-380-100</b></p>	<p><b>LAL-ZT-425-100</b></p>
11.50 mm	<p><b>LAL-ZT-380-115</b></p>	<p><b>LAL-ZT-425-115</b></p>
13.00 mm	<p><b>LAL-ZT-380-130</b></p>	<p><b>LAL-ZT-425-130</b></p>
15.00 mm	-	-
surgical cover screw (included)	<p><b>L-VT-340</b></p>	





**PRAMA RF POWER**

**PRAMA RF SL POWER**

ø 3.80 ●

ø 4.25 ●

ø 3.80 ●

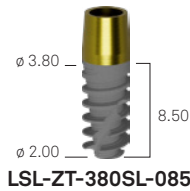
ø 4.25 ●



**LSL-ZT-380-085**



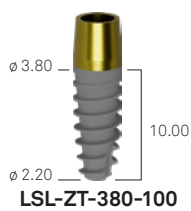
**LSL-ZT-425-085**



**LSL-ZT-380SL-085**



**LSL-ZT-425SL-085**



**LSL-ZT-380-100**



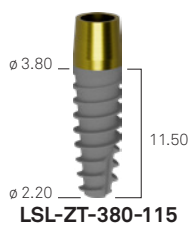
**LSL-ZT-425-100**



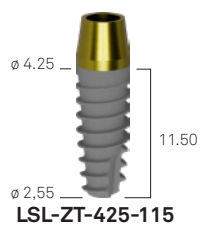
**LSL-ZT-380SL-100**



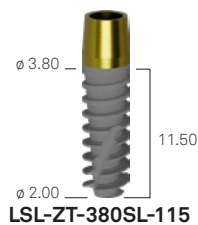
**LSL-ZT-425SL-100**



**LSL-ZT-380-115**



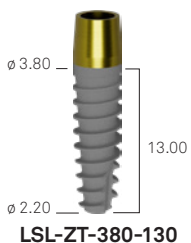
**LSL-ZT-425-115**



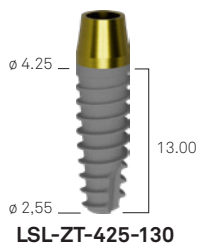
**LSL-ZT-380SL-115**



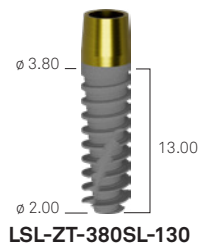
**LSL-ZT-425SL-115**



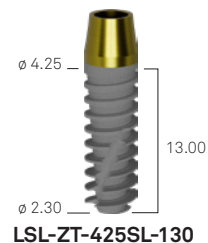
**LSL-ZT-380-130**



**LSL-ZT-425-130**



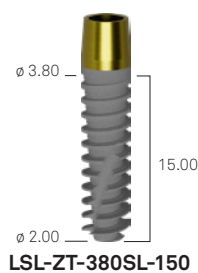
**LSL-ZT-380SL-130**



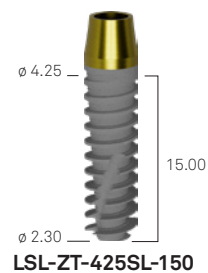
**LSL-ZT-425SL-130**

-

-



**LSL-ZT-380SL-150**



**LSL-ZT-425SL-150**




**L-VT-340**

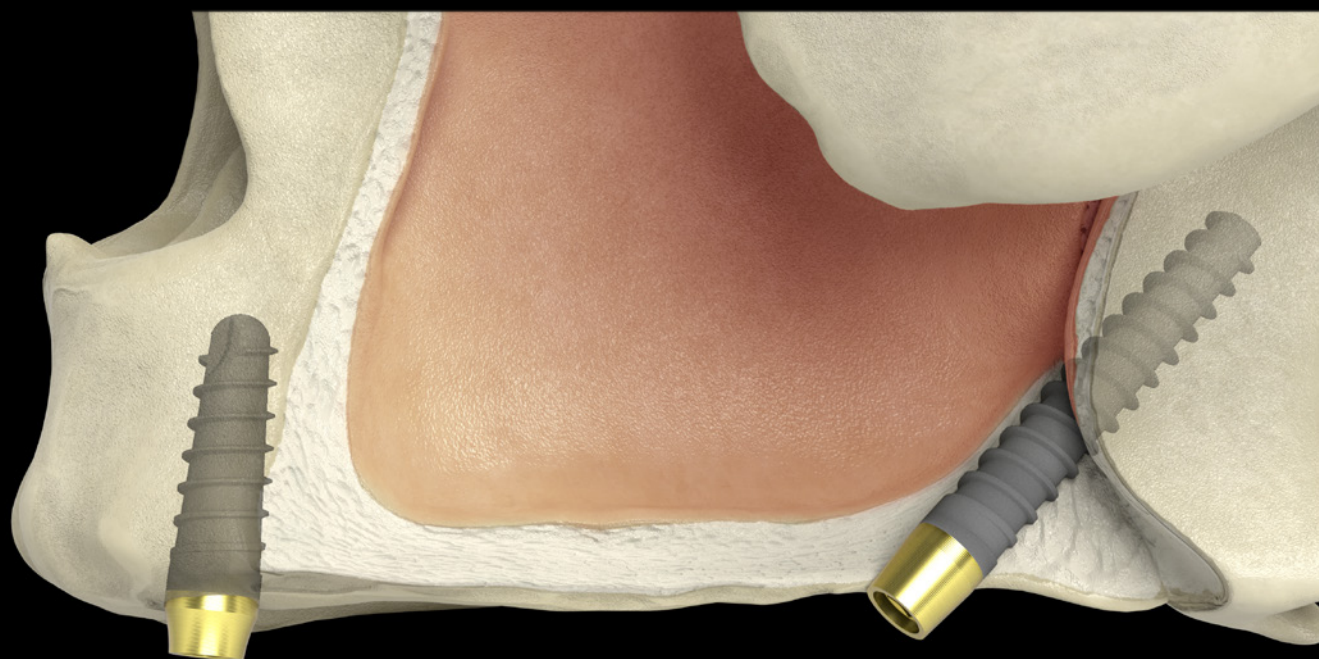
# PRAMA POWER: NASAL AND PTERYGOID

In cases of severe atrophy, there are alternatives to bone regeneration that can enhance treatment predictability and allow for immediate loading.

The expansion of the Prama Power range enables the use of nasal and pterygoid positioning to increase primary stability and the biomechanical resistance of the entire rehabilitation.



These techniques, accessible to many intermediate to advanced implantologists, prove to be simple when combined with thorough pre-surgical planning that identifies the bone to engage, the implant inclination, and anatomical limitations.

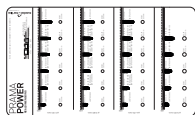


# Prama Power: Nasal and Pterygoid



	SHORT NECK 1.80 mm		REGULAR NECK 2.80 mm		LONG NECK 3.80 mm	
h fixture	ø 3.80 ●	ø 4.25 ●	ø 3.80 ●	ø 4.25 ●	ø 3.80 ●	ø 4.25 ●
18.00 mm	 ø 3.80 18.00 ø 2.00 <b>LSS-ZT-380SL-180</b>	 ø 4.25 18.00 ø 2.30 <b>LSS-ZT-425SL-180</b>	 ø 3.80 18.00 ø 2.00 <b>LS-ZT--380SL-180</b>	 ø 4.25 18.00 ø 2.30 <b>LS-ZT-425SL-180</b>	 ø 3.80 18.00 ø 2.00 <b>LSL-ZT-380SL-180</b>	 ø 4.25 18.00 ø 2.30 <b>LSL-ZT-425SL-180</b>
20.00 mm	 ø 3.80 20.00 ø 2.00 <b>LSS-ZT-380SL-200</b>	 ø 4.25 20.00 ø 2.30 <b>LSS-ZT-425SL-200</b>	-	-	 ø 3.80 20.00 ø 2.00 <b>LSL-ZT-380SL-200</b>	 ø 4.25 20.00 ø 2.30 <b>LSL-ZT-425SL-200</b>
22.00 mm	 ø 3.80 22.00 ø 2.00 <b>LSS-ZT-380SL-220</b>	 ø 4.25 22.00 ø 2.30 <b>LSS-ZT-425SL-220</b>	-	-	 ø 3.80 22.00 ø 2.00 <b>LSL-ZT-380SL-220</b>	 ø 4.25 22.00 ø 2.30 <b>LSL-ZT-425SL-220</b>
surgical cover screw (included)	 <b>L-VT-340</b>					

## Prama Power, Prama RF Power, Prama Power Nasal and Pterygoid X-ray templates



L-L100	real size
L-L120	20% larger size
L-L130	30% larger size

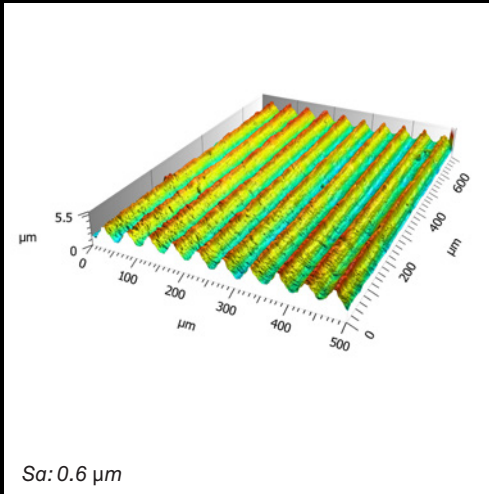
**Drills:** To insert Prama Power Nasal and Pterygoid implants, dedicated drills have been realized, with the relative stops, that allow to prepare all the new implant lengths.

Drills			Depth stops
	<b>FP-200-L-SW</b>	Pilot drill	STOP-2025-180-SW STOP-2025-190-SW STOP-2025-210-SW STOP-2025-220-SW STOP-2025-240-SW STOP-2025-260-SW
	<b>FK250-L-SW</b>	Final conical drill	STOP-3842-180-SW STOP-3842-190-SW STOP-3842-210-SW STOP-3842-220-SW STOP-3842-240-SW STOP-3842-260-SW
	<b>FK380-L-SW</b>	Final conical drill	STOP-3842-180-SW STOP-3842-190-SW STOP-3842-210-SW STOP-3842-220-SW STOP-3842-240-SW STOP-3842-260-SW
	<b>FK425-L-SW</b>	Final conical drill	STOP-3842-180-SW STOP-3842-190-SW STOP-3842-210-SW STOP-3842-220-SW STOP-3842-240-SW STOP-3842-260-SW

An optional tray is available to house the drills and stops for Prama Power Nasal and Pterygoid implants (CODE EXTR-26-TRAY-INT).  
Not all products may be released for sale in all markets.

# UTM and ZirTi: the synergy between two surfaces

## UTM surface: the substrate designed for soft tissues



It's not a machined surface, but a regular micro-threading that provides the correct sizing to enhance cellular organization.

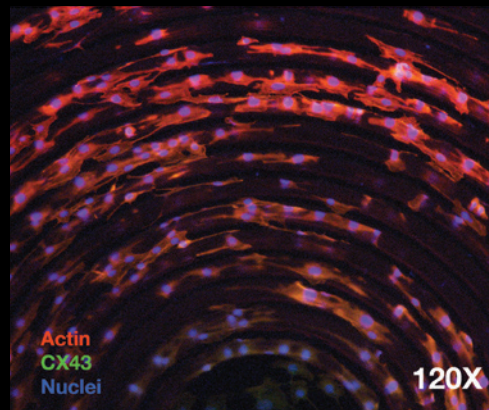
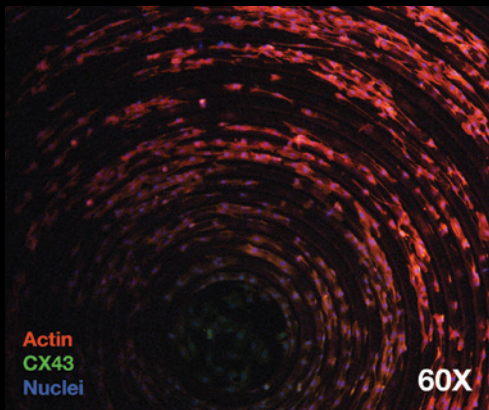



Image courtesy of Prof. Macaluso, University of Parma, Department of Medicine and Surgery - Dentistry Center

Arrangement of fibroblasts on UTM surface after 72 hours, observed with fluorescence microscopy - in vitro experiment.

The micro-thread on the implant neck provides a guide for the unidirectional movement of cells, with the biological advantage of faster, organized, and oriented deposition of collagen fibers.

The resulting clinical benefit is a quicker healing process long-term maintenance of healthy and stable tissues over time.





# Convergence and UTM

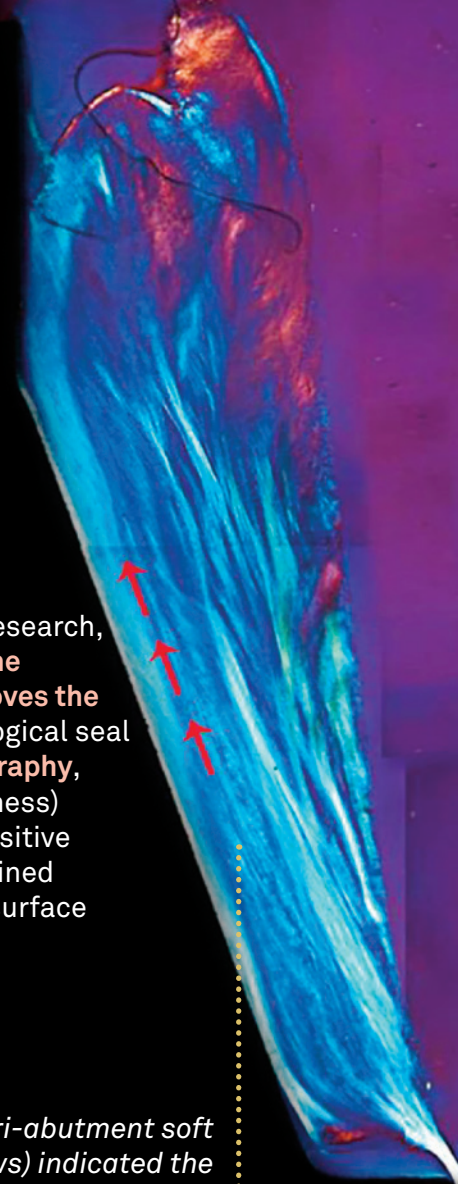
## Greater fiber density

CLINICAL  
ORAL IMPLANTS  
RESEARCH


Influence of abutment macro- and micro-geometry on orphologic and morphometric features of peri-implant connective tissue

L. Canullo, A. Giuliani, M. Furlani, M. Menini, A. Piattelli, G. Iezzi

A revolutionary human histological study, published in Clinical Oral Implants Research, using **synchrotron tomography**, has demonstrated that the **synergy between the convergent profile of the transmucosal component and the UTM surface improves the adhesion and early activation of fibroblasts**, promoting the formation of a biological seal and enhancing the integration of peri-implant soft tissues. **Synchrotron tomography**, along with the significant difference in connective tissue height (vertical thickness) between convergent and divergent groups, also highlighted the significantly positive effect of the **3D micro-ridged UTM surface (CONV-UTM)** compared to the machined convergent surface (CONV-MAC) and even more so compared to the divergent surface (DIV-MAC) in terms of the density of interwoven collagen bundles.




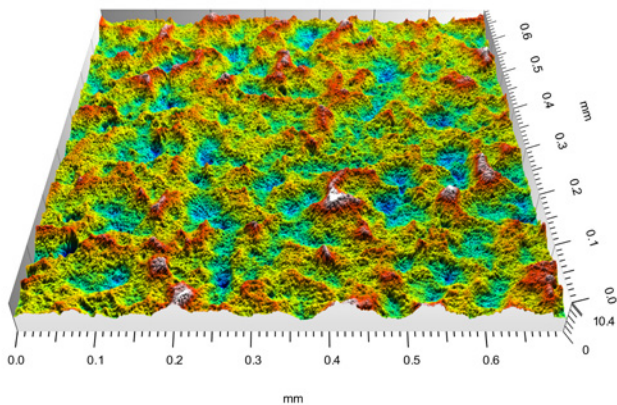
*Polarized light microscopy of the longitudinal section of the peri-abutment soft tissue around UTM convergent abutment. The light blue (red arrows) indicated the collagen fibers parallel to the vertical profile of the implant-abutment unit, whereas the dark blue color showed the collagen fibers that run perpendicularly or circularly to the implant-abutment unit.*



The study demonstrated the **positive effect** of the **convergent** macrogeometry compared to traditional divergent one in terms of collagen fiber density. The convergent geometry of the implant-prosthetic portion in contact with the soft tissues plays a key role in the quality of peri-implant healing.



# UTM and ZirTi: the synergy between two surfaces

## ZirTi surface: ideal for osseointegration



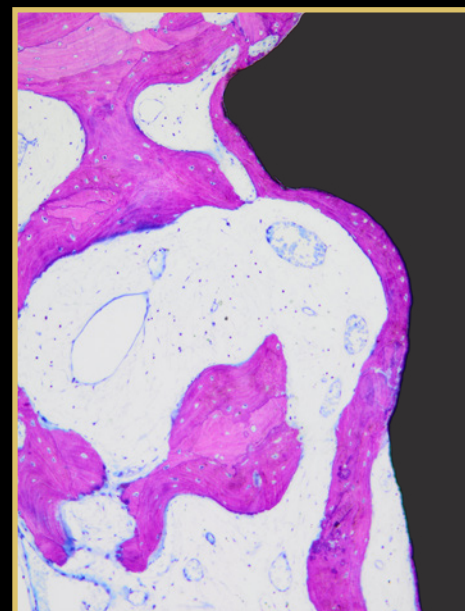
Sa: 1.4-1.7  $\mu\text{m}$

The ZirTi surface is obtained with a sandblasting process with zirconium oxide, followed by an acid etching, techniques that contribute to a topography to which the osteoblasts have shown to intimately adapt and to activate rapid proliferation.



Enlargements of primary osteoblasts on the ZirTi surface: in images A and B, the **intimate adaptation of a cell on the peaks** that characterize the ZirTi can be observed, thanks to a section obtained with FIB (Focused Ion Beam).

*Image courtesy of Prof. Macaluso, University of Parma, Department of Medicine and Surgery - Dentistry Center*



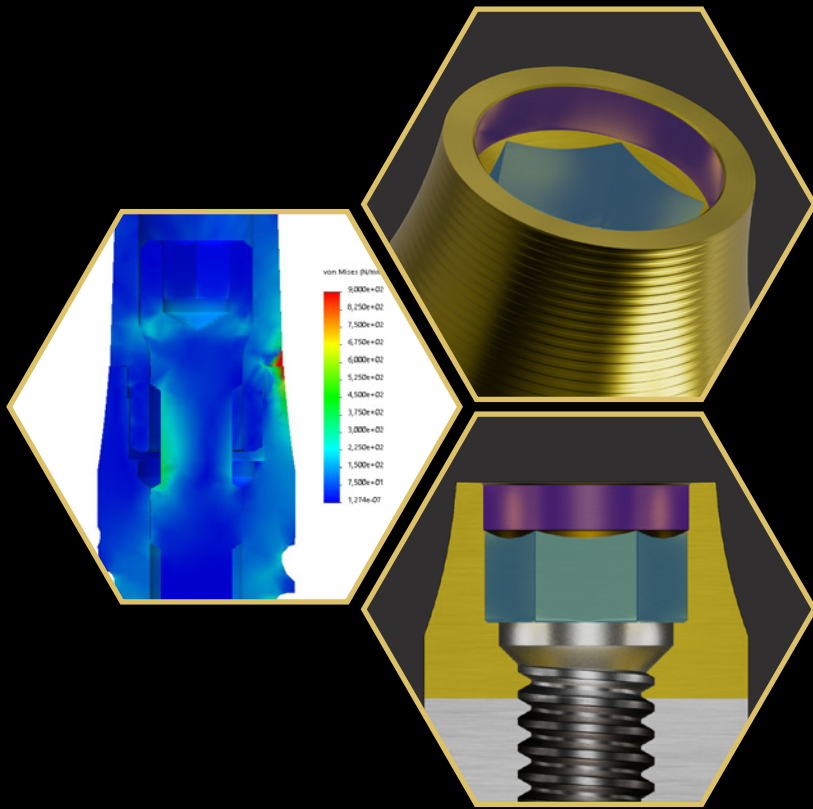
*Histology in humans at 3 months: even in bone D4, excellent mineralization is observed in contact with the ZirTi surface.*

*Image courtesy of prof. Marco Gargari and dr. Antonio Rocci.*



Bibliography on  
ZirTi surface.

# The advantages of COLLEX CONNECTION



## COLLEX CONNECTION:


several studies have documented its robustness and prosthetic stability compared to other connections without a collar.



Bibliography on Collex Connection

**INTERNAL HEXAGON** connection with a collar of the same size for all diameters.

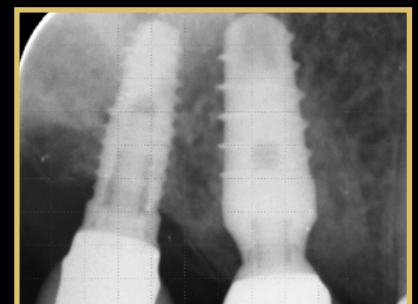
**FOUR DIFFERENT IMPLANT DIAMETERS**, only one prosthetic connection



# Horizontal and vertical platform switching TISSUES STABILITY

For many years now, scientific literature has been focused on the concept of **platform switching**, a prosthetic rehabilitation technique that involves using abutments with a smaller diameter than the implant platform. This technique aims to improve the biomechanical distribution of prosthetic load and, more importantly, to distance the prosthetic connection from the cervical bone, thus moving the critical point of bacterial infiltration away from the bone.

It is from this experience that the idea of **maximizing the platform switching with the Prama Power neck** arises, utilizing both its horizontal and vertical components. Another significant advantage of the Prama Power neck's geometry is the ability to close the implant-abutment interface within the prosthetic structure, thereby protecting the connection from bacterial infiltration and further reducing the risk of peri-implant infections.



*Courtesy of Dentisti Vignato*



# PRAMA POWER

## THE IMPLANT FOR A COMPLETE DIGITAL WORKFLOW


### Digital Atelier

A team for all services of:

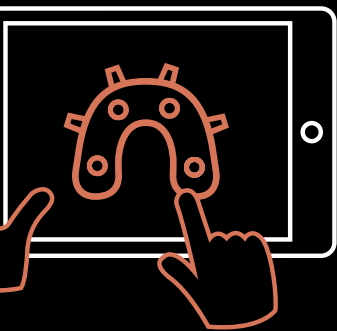
- Design;
- Custom made prosthesis production;
- Guided surgery;
- 3D printing;
- Assistance.




Courtesy of dr. Davide Di Paola







**GUIDED SURGERY**



ECHOPLAN PRO A

ECHOPLAN PRO S

### Guided Implantology

With the use of the Archiplan software it is possible to create surgical templates. Guided surgery is made particularly simple thanks to the availability of specific dedicated instruments: surgical kits complete with drills, mucotomes, levelers, drivers, screwdrivers and everything needed to perform guided surgery with Prama Power. The drills with integrated stop allow you to save time and obtain predictable results. For details on the contents of the guided surgery kits with which to insert Prama Power, see page 26.



**CAD-CAM**

### Custom Made Prosthesis

The Digital Atelier can:


- scan physical models received from customers;
- acquire virtual models already scanned intraorally or in the lab by customers and sent in the form of files, coming from all open scanner systems;
- virtually model any prosthetic product on customer prescription;
- produce custom-made products with CAD CAM technology.



Download the Exocad guides here

# Ergonomics of Surgical Procedures

The **SURGICAL KITS** are comprehensive, compact, ergonomic, and contain all the necessary tools for the surgery of Prama Power implants.



The color codes, also present on the surgical trays, guide the correct sequence of instrument usage.



Both the drills and the stops are characterized by a color code that guides operators in tool selection.



The **SURGICAL TRAYS** are made of **Radel**, a polymer that maintains its characteristics even after numerous cycles of washing and autoclave sterilization.

**CYLINDRICAL** or **CONICAL DRILLS**, based on different preparations, are supplied complete with depth stops.

The drills are made of **stainless steel** for surgical use and maintain their characteristics unchanged over time and through multiple uses.



The drills are characterized by the presence of clearly visible depth notches.

The drills are **highly sharp, centered, and perform well**. The morphology of the conical drills allows for the collection of valuable bone for regeneration needs.





The kits include a convenient **RATCHET**, which can be used both as a fixed wrench and as a dynamometric wrench for controlling the implant insertion torque and tightening of prosthetic screws.

- The torque can be adjusted from 10 to 70 Ncm;
- The torque adjustment is highly accurate because each individual ratchet is individually calibrated.

Included is a wide range of **PROSTHETIC DRIVERS** for digital use, for the dynamometric ratchet and for micromotor.

The range is suitable for different oral access needs, from extra-short tools to longer instruments for Toronto-type prosthetic rehabilitations.

The slightly tapered coupling between the driver and the screw allows for adequate retention, ensuring secure transport of the screw in the oral cavity.



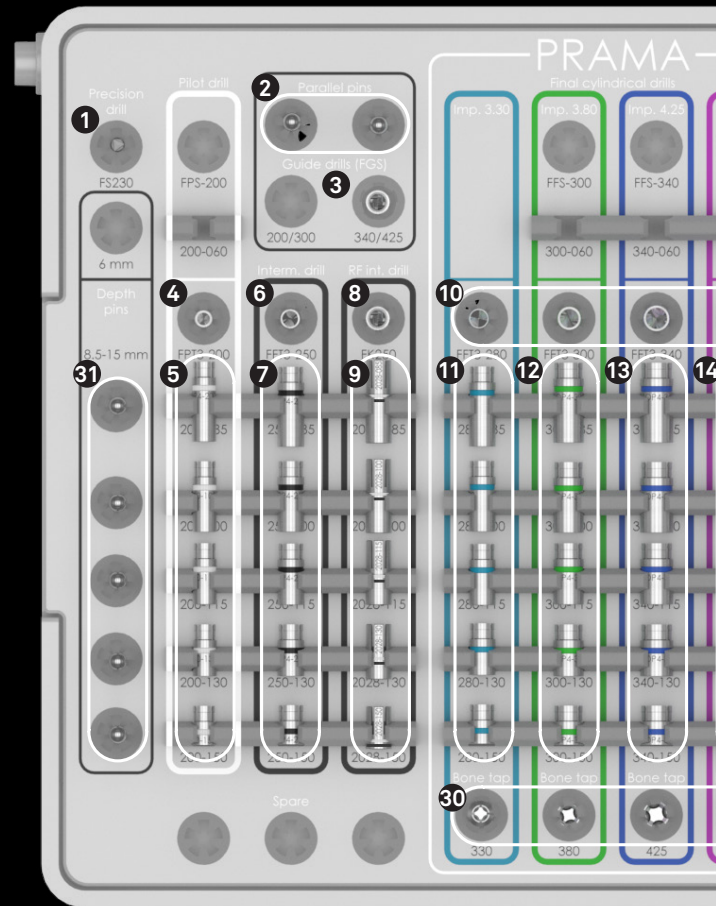
The surgical procedure involves a countless approach that ensures visibility and ergonomics with the use of the patented **EASY INSERT** drivers:

- it can be easily removed from implant wells even in the presence of high insertion torque;
- the dodecagonal design prevents deformation of the connection edges, ensuring the maintenance of precision and prosthetic stability;
- available in the kit in various configurations, both for use with a micromotor and the ratchet;
- the instruments have a hexagon on the shaft, aligned with the connection hexagon, to facilitate rotational orientation of the fixture.

# Prama Power surgical kit

Complete surgical kit containing all the necessary tools for the insertion of Prama Power implants (code ZPRAMA-INT).  
All instruments can be purchased individually as spare parts.

- 1 Precision drill  
FS-230
- 2 Parallelism pins  
PPTL-2-28
- 3 Intermediate drill  
• FGS-340/425
- 4 Pilot drill\*  
• FPT3-200-LXS
- 5 Stops for pilot drills  
• STOP4-200-085  
• STOP4-200-100  
• STOP4-200-115  
• STOP4-200-130  
• STOP4-200-150
- 6 Intermediate cylindrical drill  
ø 2.50 mm\*  
• FFT3-250-LXS
- 7 Stop for intermediate cylindrical drill  
ø 2.50 mm  
• STOP4-250-085  
• STOP4-250-100  
• STOP4-250-115  
• STOP4-250-130  
• STOP4-250-150
- 8 Intermediate conical drill  
• SE-FK250
- 9 Stops for Intermediate conical drill  
CSR-STOP-2028-085  
CSR-STOP-2028-100  
CSR-STOP-2028-115  
CSR-STOP-2028-130  
CSR-STOP-2028-150
- 10 Final cylindrical drill\*  
• FFT3-280-LXS for implants ø 3.30 mm  
• FFT3-300-LXS for implants ø 3.80 mm  
• FFT3-340-LXS for implants ø 4.25 mm  
• FFT3-425-LXS for implants ø 5.00 mm
- 11 Stops for conical drills  
FFT3-280-LXS  
• STOP4-280-085  
• STOP4-280-100  
• STOP4-280-115  
• STOP4-280-130  
• STOP4-280-150
- 12 Stops for cylindrical drills  
FFT3-300-LXS  
• STOP4-300-085  
• STOP4-300-100  
• STOP4-300-115  
• STOP4-300-130  
• STOP4-300-150
- 13 Stops for cylindrical drills  
FFT3-340-LXS  
• STOP4-340-085  
• STOP4-340-100  
• STOP4-340-115  
• STOP4-340-130  
• STOP4-340-150
- 14 Stops for cylindrical drills  
FFT3-425-LXS  
• STOP4-425-085  
• STOP4-425-100  
• STOP4-425-115  
• STOP4-425-130  
• STOP4-425-150
- 15 Conical drills  
• SH-FK380-085  
• SH-FK380-100  
• SH-FK380-115  
• SH-FK380-130  
• SH-FK380-150
- 16 Replies  
• SH-380-085-RP  
• SH-380-100-RP  
• SH-380-115-RP  
• SH-380-130-RP  
• SH-380-150-RP
- 17 Conical drills  
• SH-FK425-085  
• SH-FK425-100  
• SH-FK425-115  
• SH-FK425-130  
• SH-FK425-150
- 18 Replies  
• SH-425-085-RP  
• SH-425-100-RP  
• SH-425-115-RP  
• SH-425-130-RP  
• SH-425-150-RP
- 19 Conical drills  
• SH-FK500-085  
• SH-FK500-100  
• SH-FK500-115  
• SH-FK500-130  
• SH-FK500-150
- 20 Replies  
• SH-500-085-RP  
• SH-500-100-RP  
• SH-500-115-RP  
• SH-500-130-RP  
• SH-500-150-RP



L-TRAYL-INT instrument carrying case in Radel.



For surgical procedures and related warnings, it is recommended to refer to the surgical manual MC-IMP-PRAMA-E (downloadable from the website [www.sweden-martina.com](http://www.sweden-martina.com) or by scanning the QR CODE next to it).



- 21 Stops for conical drills**
- SH-STOP4-FK380
  - SH-STOP4-FK425
  - SH-STOP4-FK500

- 22 Countersink drills**
- A-FCC-380
  - A-FCC-425
  - A-FCC-500

- 23 Easy Insert Drivers for implant insertion**
- EASYC4-EX230-CA



EASYL4-EX230-CA



EASY4-EX230-EX



- 25 Torque control ratchet**
- CRI5-KIT



- 24 Digital screwdriver**
- HSMXS-20-DG HSM-20-DG HSM-L20-DG



- Prosthetic screwdriver**
- HSM-20-CA HSM-20-EX HSM-L20-EX



- 26 Extensions and adapter**
- PROF-CAL3  
Extension for surgical drills




- BPM-15  
Extensions for instruments with hexagonal connector



- B-AVV-CA3  
Mechanical adapter for instruments with hexagonal connector



- 27 Manual adapter for instruments with hexagonal connector**
- AVV3-MAN-DG



- 28 Adapter for instruments with hexagonal connector**
- AVV-CA-DG-EX



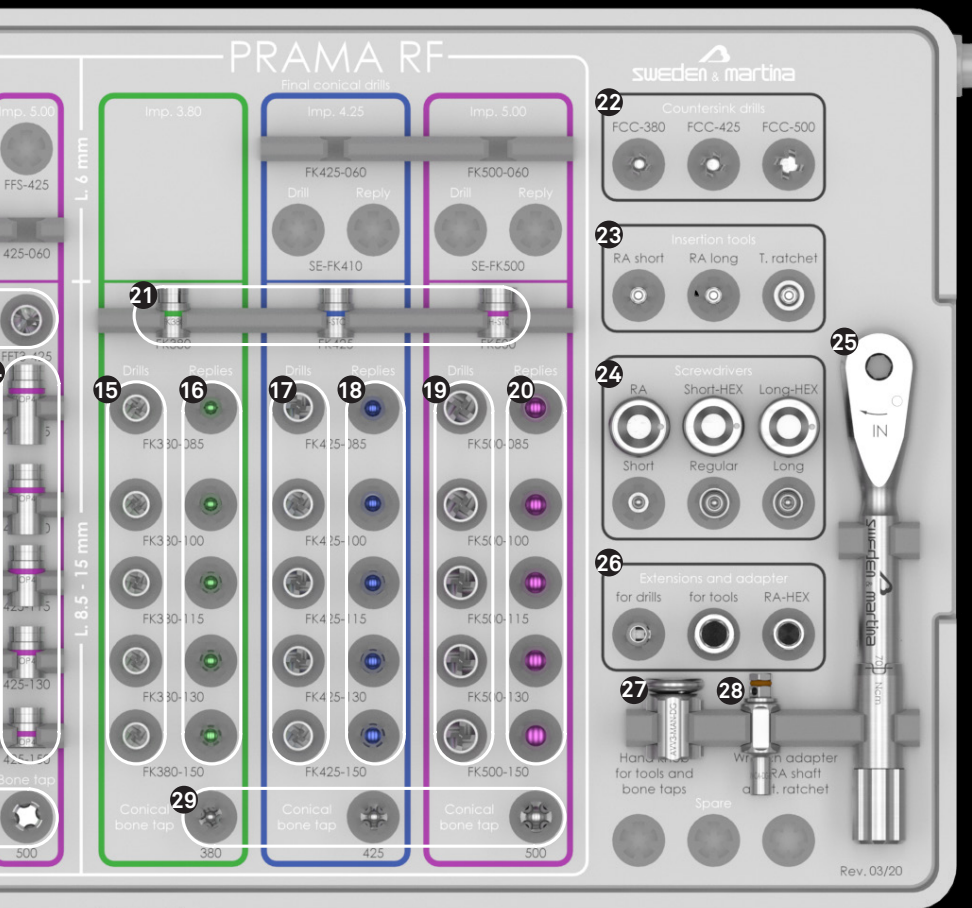
- 29 Conical bone taps**
- SH-MS-380-CA
  - SH-MS-425-CA
  - SH-MS-500-CA



- 30 Cylindrical bone taps**
- SM-MS-330
  - A-MS-380
  - A-MS-425
  - A-MS-500



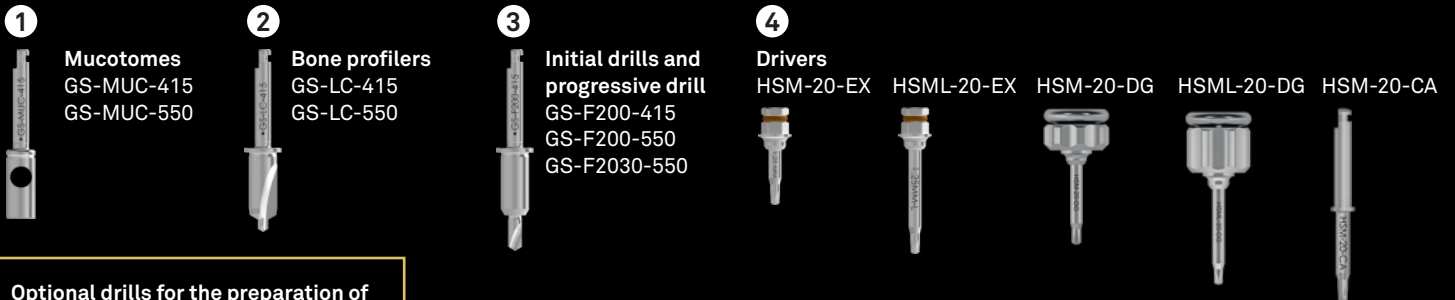
- 31 Pins for neck positioning**
- L-PP-085
  - L-PP-100
  - L-PP-115
  - L-PP-130
  - L-PP-150




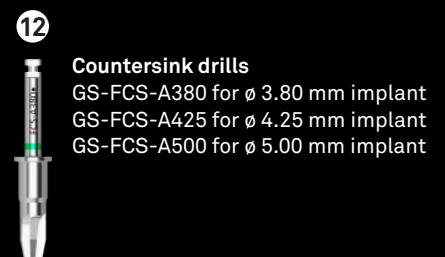
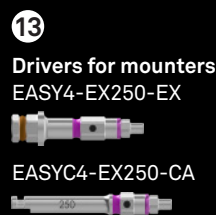
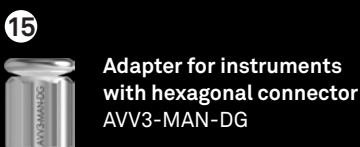
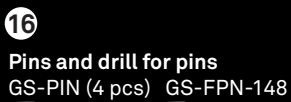
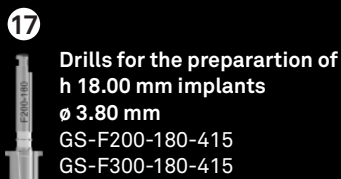
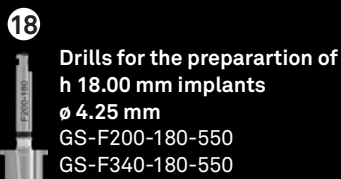
X-ray templates included in the kit, they can be reordered separately with the codes L-L100 (real size), L-L120 (20% larger size), L-L130 (30% larger size).

# Surgical kit for guided surgery with Prama Power implants

Complete surgical kit containing all the necessary instruments for guided surgery with Prama Power implants (code ZGS-PRO-A-INT). In the tray there are a number of instrument slots referring to different systematics. These instruments are therefore not included in the standard kit.



Optional drills for the preparation of implants h 18.00 mm.





For surgical procedures and related warnings, it is recommended to refer to the surgical manual MC-UD-EPLANPROA-E (downloadable from the website [www.sweden-martina.com](http://www.sweden-martina.com) or by scanning the QR CODE next to it).



Optional drills for preparing 6.00 mm high implants can be ordered also cumulatively as a supplementary set with the code GS-PROA-INTEGRA-060.

**5** Optional drills for h 7.00 mm  $\varnothing$  3.80 mm implants  
GS-F200-060-415  
GS-F250-060-415  
GS-F280-060-415  
GS-F300-060-415



**6** Optional drills for h 7.00 mm  $\varnothing$  4.25 and 5.00 mm implants  
GS-F200-060-550  
GS-F300-060-550  
GS-F340-060-550  
GS-F425-060-550



**7** Intermediate drills for  $\varnothing$  4.15 mm sleeve  
GS-F200-085-415  
GS-F200-100-415  
GS-F200-115-415  
GS-F200-130-415  
GS-F200-150-415



GS-F250-085-415  
GS-F250-100-415  
GS-F250-115-415  
GS-F250-130-415  
GS-F250-150-415

Implant 4.25    Implant 5.00

3.40    4.25

340/060    425/060

340/070    425/070

340/085    425/085

340/100    425/100

340/115    425/115

340/130    425/130

340/150    425/150

340/180    Spare

**10** DRILLS FOR SLEEVE 5.50

Bone taps

**11** MS-330    MS-A380    MS-A425    MS-A500

Countersinks

**12** Spare    FCS-A380    FCS-A425    FCS-A500

Drivers

**13** T. Ratchet    RA short    Spare    Spare

Pins

**16** Pin    Pin    Pin    Pin

Pin drill    Spare    Spare    Spare

ECHOPLAN PRO A

Torque Ratchet

Hand knob

**14**

**15**

sweden & martina

Rev. 02/18

**8** Final drills for  $\varnothing$  4.15 mm sleeve  
GS-F280-085-415  
GS-F280-100-415  
GS-F280-115-415  
GS-F280-130-415  
GS-F280-150-415



GS-F300-085-415  
GS-F300-100-415  
GS-F300-115-415  
GS-F300-130-415  
GS-F300-150-415

**9** Intermediate drills for  $\varnothing$  5.50 mm sleeve  
GS-F200-085-550  
GS-F200-100-550  
GS-F200-115-550  
GS-F200-130-550  
GS-F200-150-550



GS-F300-085-550  
GS-F300-100-550  
GS-F300-115-550  
GS-F300-130-550  
GS-F300-150-550

**11** Bone taps  
GS-MS-330 per impianto  $\varnothing$  3.30 mm  
GS-MS-A380 per impianto  $\varnothing$  3.80 mm  
GS-MS-A425 per impianto  $\varnothing$  4.25 mm  
GS-MS-A500 per impianto  $\varnothing$  5.00 mm



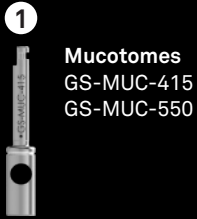
**10** Final drills for  $\varnothing$  4.25 mm implants with  $\varnothing$  5.50 mm sleeve  
GS-F340-085-550  
GS-F340-100-550  
GS-F340-115-550  
GS-F340-130-550  
GS-F340-150-550



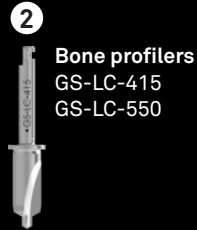
Final drills for  $\varnothing$  5.00 mm implants with  $\varnothing$  5.50 mm sleeve  
GS-F425-085-550  
GS-F425-100-550  
GS-F425-115-550  
GS-F425-130-550  
GS-F425-150-550

# Surgical kit for guided surgery with Prama RF and Prama RF SL Power implants

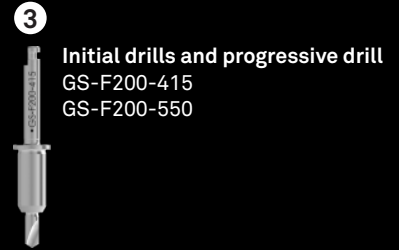
Complete surgical kit containing all the necessary instruments for guided surgery with Prama RF and Prama RF SL Power implants (code ZGS-PRO-S-INT). In the tray there are a number of instrument slots referring to different systematics. These instruments are therefore not included in the standard kit.



**1** Mucotomes  
GS-MUC-415  
GS-MUC-550



**2** Bone profilers  
GS-LC-415  
GS-LC-550




**3** Initial drills and progressive drill  
GS-F200-415  
GS-F200-550

Optional drills for the preparation of implants h 6.00 mm, sleeve 415:



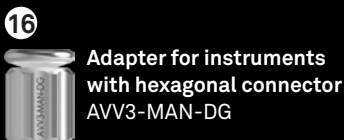
**18** GS-F200-060-415  
GS-FK410U-060-415  
GS-FK410-060-415

Optional drills for the preparation of implants h 6.00 mm, sleeve 550:



**17** GS-F200-060-550  
GS-FK410U-060-550  
GS-FK500U-060-550  
GS-FK500-060-550

Can be ordered also cumulatively as a supplementary set with the code GS-PROS-INTEGRA-060.



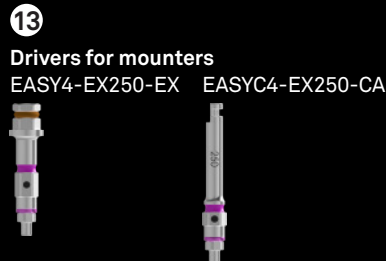
**16** Adapter for instruments with hexagonal connector  
AVV3-MAN-DG



**15** Torque control ratchet  
CRI5-KIT



**14** Pins and drill for pins  
GS-FPN-148 GS-PIN (4 pcs)



**13** Drivers for mounters  
EASY4-EX250-EX EASYC4-EX250-CA
































**12** Countersink drills  
GS-FCS-SH380  
GS-FCS-SH425  
GS-FCS-SH500  
GS-FCS-SE380  
GS-FCS-SE425  
GS-FCS-SE500

**DRILLS FOR SLEEVE 4.15**

Implant 4.10	Initial drills			Intermediate drills	
	Int. drills 2.00	Soft bone 4.10U	Hard bone 4.10	2.00	4.10U
4	MUC-415	MUC-550	200/040	410U/040	410/040
5	LC-415	LC-550	200/050	410U/050	410/050
6	F200-415	F200-550	200/060	410U/060	410/060
7	Screwdrivers			Intermediate drills	
8	HEX-Short HEX-Regular			2.00	2.50
9	DG-Regular DG-Long			Imp. 3.80	
10	RA Spare			2.00	3.80
11	Screwdrivers for cover screws (09)			Intermediate drills	
12	DG-09-Reg RA-09			2.00	3.80
13	Spare Spare			2.00 3.80	
14	Screwdrivers for cover screws (09)			Intermediate drills	
15	Spare Spare			2.00	3.80
16	Screwdrivers for cover screws (09)			Intermediate drills	
17	Spare Spare			2.00	3.80
18	Screwdrivers for cover screws (09)			Intermediate drills	
19	Spare Spare			2.00	3.80



# Guided surgery accessories








		3.30 ●		3.80 ●		4.25 ● - 5.00 ●	
sleeve		 5.00 <b>GS-B415</b>		 5.00 <b>GS-B415</b>		 5.00 <b>GS-B550</b>	
		 4.00 <b>GS-B415-EX-6*</b>		 4.00 <b>GS-B415-EX-6*</b>		 4.00 <b>GS-B550-EX-6*</b>	
mounter	SHORT NECK	-		 7.20 <b>GS-MOU2-L415-052</b>		 7.20 <b>GS-MOU2-L500-052</b>	
	REGULAR NECK	 9.00 <b>GS-MOU-A330</b>	 6.20 <b>GS-MOU-L415</b>	 6.20 <b>GS-MOU-L415</b>		 6.20  9.00 <b>GS-MOU-L550</b> <b>GS-MOU-A380SP**</b>	
	LONG NECK	-		 5.20 <b>GS-MOU2-L415-072</b>		 5.20 <b>GS-MOU2-L500-072</b>	
fixation screw included	 <b>GS-VTMOU-180**</b>	 <b>GS-VTMOU-180**</b>	 <b>GS-VTMOU-180**</b>	 <b>GS-VTMOU-180**</b>			
easy mounter		 9.00 <b>GS-EASY-AS-415-EX</b>		 9.00 <b>GS-EASY-L-415-EX</b>		 9.00 <b>GS-EASY-L-550-EX</b>	
		 9.00 <b>GS-EASY-AS-415-CA</b>		 9.00 <b>GS-EASY-L-415-CA</b>		 9.00 <b>GS-EASY-L-550-CA</b>	
easy mounter with depth indication		-		 <b>GS-EASYPE-L-415-EX</b>		 <b>GS-EASYPE-L-550-EX</b>	
		-		 <b>GS-EASYPE-L-415-CA</b>		 <b>GS-EASYPE-L-550-CA</b>	

\*The engaging guide sleeves are available in packs of 6 pieces, not sold individually. Non-engaging guide sleeves are also available in packs of 6, which can be ordered using the codes GS-B415-6 and GS-B550-6.




\*\*It is recommended, with this mounter, to adjust the implant site preparation to ensure the torque value does not exceed 50 Ncm.

30 \*\*\*The fixation screw is included with the mounter but can also be ordered individually as a spare.

## Bone taps without stop

implant $\emptyset$	3.30 ●	3.80 ●	4.25 ●	5.00 ●
Prama Power	 GS-MSPE-A330	 GS-MSPE-A380	 GS-MSPE-A425	 GS-MSPE-A500
Prama RF Power, Prama RF SL Power		 GS-MSPE-S380	 GS-MSPE-S425	 GS-MSPE-S500

## Countersink drills without stop

implant $\emptyset$	3.30 ●	3.80 ●	4.25 ●	5.00 ●
Prama Power	-	 GS-FCSPE-380	 GS-FCSPE-425	 GS-FCSPE-500

## Sleeves for pins

6 item pack	 GS-B150-PIN-6
-------------	--

Guidelines for Prama Power  
insertion with guided surgery





# Optional integration sets

## L-INTEGRA-060 set

The L-INTEGRA-060 drill set includes the components necessary for the insertion of the Prama Power and Prama RF Power h 6.00 mm implants, the housings of which are provided inside the Prama Power kit.

### Initial drills Prama Power h 6.00 mm\*

pilot drill

Shorty intermediate drill



FPS-200



FGS-200/300



STOPS4-200-060

-

\* Instruments included in ZSHORTY-INT

### Final drills Prama Power h 6.00 mm\*

ø 3.80 ●

ø 4.25 ●

ø 5.00 ●



FFS-300



FFS-340



FFS-425



STOPS4-300-060



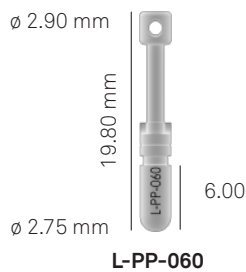
STOPS4-340-060



STOPS4-425-060

\* Instruments included in ZSHORTY-INT

### Parallelism posts



### Final drills Prama RF Power h 6.00 mm

ø 3.80 ●

ø 4.25 ●

ø 5.00 ●



SE-FK410



SE-FK500

-



SE-STOP-FK410-060



SE-STOP-FK500-060

### Reply for Prama RF Power h 6.00 mm



SE-410-060-RP




SE-500-060-RP






## Set L-INTEGRA set

L-INTEGRA set includes all the necessary components for the insertion of Prama Slim Power  $\varnothing$  3.30 mm, the countersink drills and the posts for neck positioning. These components are included in the ultimate version of the Prama Power surgical kit, but not in the previous version of the surgical kit, thus they are still available for those who have the previous version.




### Posts for neck positioning

	h	
	8.5	L-PP-085
	10.00	L-PP-100
	11.50	L-PP-115
	13.00	L-PP-130
	15.00	L-PP-150

### Countersink drills

$\varnothing$ 3.80 ●	$\varnothing$ 4.25 ●	$\varnothing$ 5.00 ●
		
A-FCC-380	A-FCC-425	A-FCC-500

### Instruments for Prama Slim Power implant

final drill	stop	h	bone tap with hexagonal connector
		8.50	
		10.00	
		11.50	
		13.00	
		15.00	
FFT3-280-LXS		STOP4-280-085	A-MS-330
		STOP4-280-100	
		STOP4-280-115	
		STOP4-280-130	
		STOP4-280-150	

# Optional surgical instruments (not included in Prama Power surgical kit)

## Long precision drill



FSL-230

## Intermediate drills



FG-200/280XS

intermediate drill 200/280



FG-330/425XS

intermediate drill 330/425

## Drills for distal sectors

ø 2.00



FPT5-200-LXS

ø 2.80



FFT5-280-LXS

ø 2.90



FFT5-290-LXS

ø 3.00



FFT5-300-LXS

ø 3.20



FFT5-320-LXS

ø 3.30



FFT5-330-LXS

ø 3.40



FFT5-340-LXS

ø 3.60



FFT5-360-LXS

ø 4.25



FFT5-425-LXS

ø 4.45



FFT5-445-LXS

## Screwdrivers not included in the kit



HSMXL-20-EX

with hexagonal connector, extra long



HSMXS-20-CA

with right angle shank, extra short



L-HSM-EX

Full Head, with hexagonal connector, short

L-HSML-EX

Full Head, with hexagonal connector, long

L-HSMXL-EX

Full Head, with hexagonal connector, extra long



L-HSM-CA

Full Head, with right angle shank



AVV-CAP-TIT-1

instrument for maintaining the titanium cap for ball attachments



BASCC-EX

for ball attachments, with hexagonal connector



AVV2-ABUT

for straight P.A.D. abutments



8926-SW

for Locator abutment, short



8927-SW

for Locator abutment, long



DSPDCLH-24

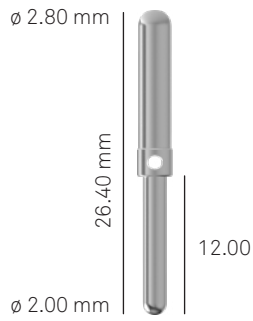
for angled screw hole, length 24 mm



DSPDCLH-32

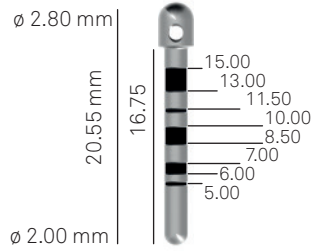
for angled screw hole, length 32 mm

## Parallel pins



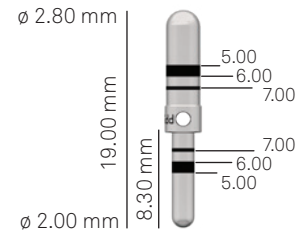
PP-2/28

Parallelism pin with one side of  $\varnothing$  2.00 mm and the other side of  $\varnothing$  2.80 mm



PPTS-2-28

Parallelism pin with depth notches, small version



PPS-2/3

Parallelism pin for short drills with notches at 5.00, 6.00, and 7.00 mm

## Bone taps

$\varnothing$  3.30 ●

$\varnothing$  3.80 ●

$\varnothing$  4.25 ●

$\varnothing$  5.00 ●

Bone taps with hexagonal connector



SM-MSC-330

A-MSC-380

A-MSC-425

A-MSC-500



-

SH-MS-380

SH-MS-425

SH-MS-500

Bone taps with right angle shank



SM-MS-330-CA

A-MS-380-CA

A-MS-425-CA

A-MS-500-CA

## Extraction tools for intraoral removing of implants



BC-EX230

short



BL-EX230

long

## Extractors for atraumatic removal of implants



EXTR-IMP-S

small



EXTR-IMP-M

medium



EXTR-IMP-L

large

## Bone profiler for P.A.D. abutments

unique platform



A-PAD-PS330-L

transgingival height 3.00, wide

A-PAD-PS330-S

transgingival height 5.00, narrow



A-PAD-GUI-PS-230

guide for profiler

## Osteotomes



E-OS-020-PP

osteotome  $\varnothing$  0.20  
flat tip



E-OS-090-PP

osteotome  $\varnothing$  0.90  
flat tip



E-OS-160-PC

osteotome  $\varnothing$  1.60  
concave tip



E-OS-200-PC

osteotome  $\varnothing$  2.00  
concave tip



E-OS-240-PC

osteotome  $\varnothing$  2.40  
concave tip

## Osteotomes with flat tip



h	$\varnothing$ 3.80 ●	$\varnothing$ 4.25 ●	$\varnothing$ 5.00 ●
8.50-10.00	SH-OS-380-100-PP	SH-OS-425-100-PP	SH-OS-500-100-PP
11.50	SH-OS-380-115-PP	SH-OS-425-115-PP	SH-OS-500-115-PP
13.00	SH-OS-380-130-PP	SH-OS-425-130-PP	SH-OS-500-130-PP
15.00	SH-OS-380-150-PP	SH-OS-425-150-PP	SH-OS-500-150-PP

## Osteotomes with round tip



h	$\varnothing$ 3.80 ●	$\varnothing$ 4.25 ●	$\varnothing$ 5.00 ●
8.50-10.00	SH-OS-380-100-PR	SH-OS-425-100-PR	SH-OS-500-100-PR
11.50	SH-OS-380-115-PR	SH-OS-425-115-PR	SH-OS-500-115-PR
13.00	SH-OS-380-130-PR	SH-OS-425-130-PR	SH-OS-500-130-PR
15.00	SH-OS-380-150-PR	SH-OS-425-150-PR	SH-OS-500-150-PR

## Torque wrench with control lever



TWL



TWL-AVV-EX Adaptor for torque wrench

## Depth gauge



PROF3

## Service mounter for impact procedures



MOU-EX230 mounter



CM2 mounter stop key

## Spare O-ring



ORING180-088

## Soft tissue depth gauge



MP-LMRC-180

h 10 mm

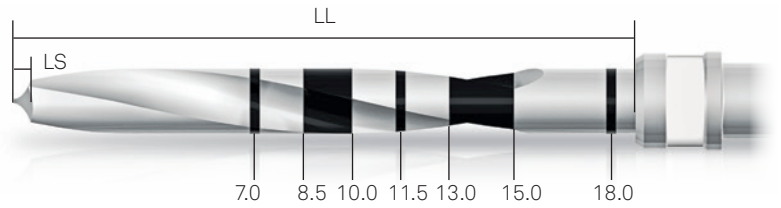
# Depth notches

The laser marking on the cutting edges and the use of stops allow for safe preparation and control of the instrument's insertion depth. The drills always create a hole longer than the desired implant.

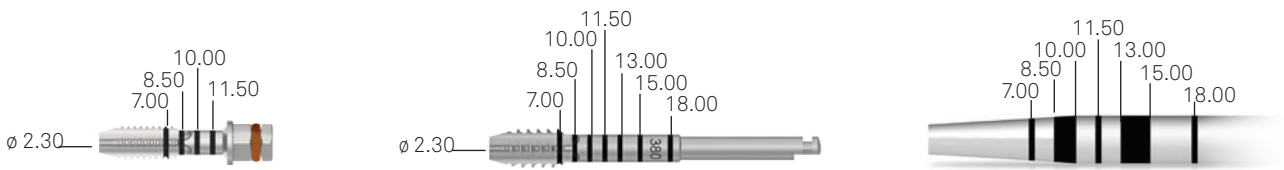
The oversizing (LS) is equal to the height of the tip of the drill being used.

LL: total length of the working part, including the tip.

LS: length of the overpreparation. This measurement must be calculated in addition to the length of the preparation hole.



The working depth is also identified on bone taps and osteotomes through laser-etched notches, as follows:



The working depth is also identified on bone taps without a stop and Countersink drills through laser markings, as follows:






# Prosthetic solutions of excellence

## Marginless solutions

Marginless and with margin options that leave to the clinician the decision on where to close the prosthetic crown margin (L-MD or L-MDT). These solutions promote soft tissues thickening because they leave more space for connective tissue.



## Prama IN solutions


When single rehabilitation concerns a last molar element, an option is to use a “Prama IN” prosthetic solution which closes around the implant neck, allowing greater robustness to the rehabilitation, also in light of the important typical chewing loads of that area.

The “Prama IN” prosthetic solutions may also represent a valid option in cases where, due to factors related to the patient’s immune system response, bone and tissue remodeling was not the desired one.




## T-CONNECT

Standard or cuttable T-Connects for straight or angled screw hole.



## CONICO system

- Conometric prosthesis without screws or cement;
- easy to remove: at any time the clinician can remove the prosthesis to perform a follow up and/or the hygiene;
- the conometric technique allows restorations from single elements to entire arches;
- biological seal and healthy and stable tissues over time.



## P.A.D.r abutments for multiple prosthetic

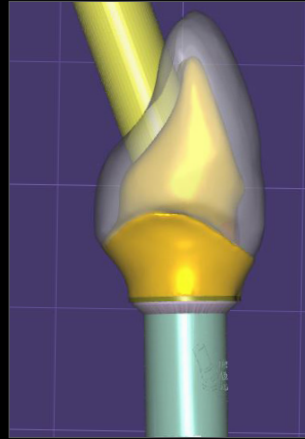
- Easy to insert;
- maximum freedom and ergonomics of the superstructures;
- pink anodization for better mimetism;
- their limited size makes them suitable for rehabilitations of partially or totally edentulous arches in reduced horizontal and vertical spaces.



# Solutions for angled screw hole

In the case of implants in the aesthetic area, which need an angulation between the implant and the post axis, it is recommended to place the implants deeper in order to be able to use bases or posts for luting with angled screw hole, so that the screw has a palatal access, consistent with the aesthetic needs.

Solutions for luting are available with or without support base for the crown, in order to leave the clinician the option to choose where to close the crown.



*Courtesy of dr. Paolo Nardinocchi*



*L-MDT for angled screw hole*

# Impression and model phase

## Pick-up transfers

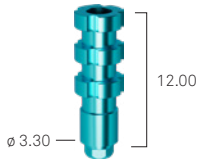
straight emergence

ø 3.30 ●

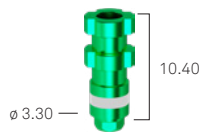
ø 3.80 ●

ø 4.25 ●

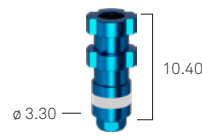
ø 5.00 ●



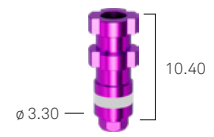
**A-TRA-330**



**L-TRA-380**



**L-TRA-425**



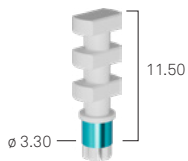
**L-TRA-500**

A-VTRA-180-15 screw included.

## Pull-up transfers

straight emergence

unique platform



**A-TRAP-330**

## Analogs

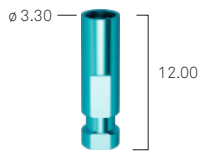
ø 3.30 ●

ø 3.80 ●

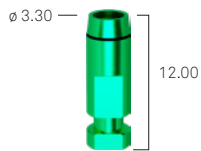
ø 4.25 ●

ø 5.00 ●

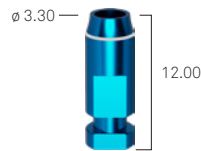
### Short Neck



**A-ANA-330**



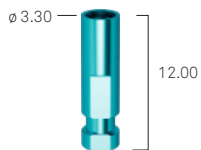
**LS-ANA-380**



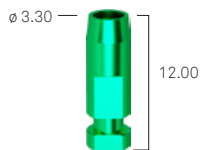
**LS-ANA-425**

-

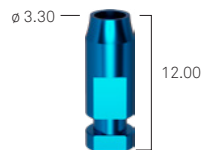
### Regular Neck



**A-ANA-330**



**L-ANA-380**



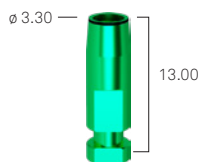
**L-ANA-425**



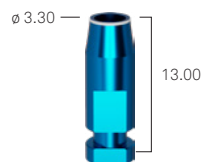
**L-ANA-500**

### Long Neck

-



**LL-ANA-380**













**LL-ANA-425**



**LL-ANA-500**

# Healing abutments


## Healing abutments

transgingival h	2.00 mm	3.00 mm	4.00 mm	5.00 mm	7.00 mm
with straight emergence, unique platform	 <p>A-TMG-330-2</p>	 <p>A-TMG-330-3</p>	-	 <p>A-TMG-330-5</p>	 <p>A-TMG-330-7</p>
with straight emergence with coronal enlargement, unique platform	 <p>A-TMTCR-330-2</p>	 <p>A-TMTCR-330-3</p>	-	 <p>A-TMTCR-330-5</p>	-
with wide profile, unique platform	 <p>A-TMGB-330-2</p>	 <p>A-TMGB-330-3</p>	 <p>A-TMGB-330-4</p>		

## Healing abutment

unique platform

titanium Gr. 5



A-TMG-MEFL-330

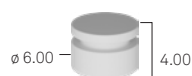
# REGISTRA technique

## Anatomical transfer screw for REGISTRA technique

h	5.00 mm	7.00 mm	9.00 mm
anatomical transfer screw for REGISTRA technique, unique platform	 <p>A-TO-330-5</p>	 <p>A-TO-330-7</p>	 <p>AS-TO-330-9</p>

## Transfer cap

Universal cap for REGISTRA transfer screws



CAP-TO



# Prama IN healing abutments

(closing around the implant neck)

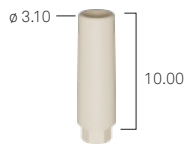
in Titanium				
transgingival h	closing around the neck h	ø 3.80 ●	ø 4.25 ●	ø 5.00 ●
2.50	0.50*			
		L-TMG-380-25-05	L-TMG-425-25-05	L-TMG-500-25-05
3.50	0.50*			
		L-TMG-380-35-05	L-TMG-425-35-05	L-TMG-500-35-05
2.50	1.50**			
		L-TMG-380-25-15	L-TMG-425-25-15	L-TMG-500-25-15
3.50	1.50**			
		L-TMG-380-35-15	L-TMG-425-35-15	L-TMG-500-35-15
in REEF resin				
transgingival h	closing around the neck h	ø 3.80 ●	ø 4.25 ●	ø 5.00 ●
6.00	0.50*			
		L-TMGPF-380-05	L-TMGPF-425-05	L-TMGPF-500-05
6.00	1.50**			
		L-TMGPF-380-15	L-TMGPF-425-15	L-TMGPF-500-15

Prama IN healing abutments in REEF resin: VM2-180 fixation screw included  
 \*Only for Regular and Long neck. | \*\*Only for Regular neck.

# Provisional posts

## in REEF resin

unique platform



**A-PPF-330-EX**

in REEF resin, repositionable

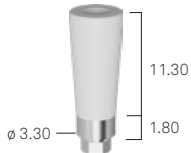
**A-PPF-330**

in REEF resin, rotating

VM2-180 fixation screw included.

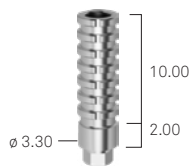
## Simple in PEEK and Titanium Gr. 5

unique platform



**A-MPSC-330**

Simple in PEEK, base in Titanium Gr. 5, repositionable



**A-MPSCI-330-EX**

Simple in Titanium Gr. 5, repositionable


**A-MPSCI-330**

Simple in Titanium Gr. 5, rotating

VM2-180 fixation screw included.

## In Titanium with castable sleeve

unique platform



**A-CTI-330**

rotating

**A-CCI-S**

spare castable PMMA sleeve,  
fixation screw not included

VM2-180 fixation screw included.

## Posts for luting technique

unique platform

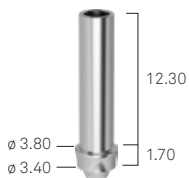


**L-CT-340-ROT**

Gr. 5 titanium posts, h 14.00 mm,  
straight emergence

**L-CCRCO-340-ROT**

Cobalt chrome titanium posts,  
h 14.00 mm, straight emergence



**L-CTR-340-ROT**

Gr. 5 titanium posts, h 14.00 mm,  
anatomical emergence

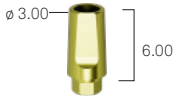
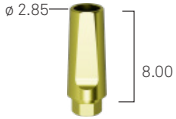
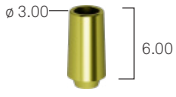
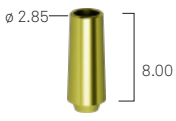
**L-CCRCOR-340-ROT**

Cobalt chrome posts, h 14.00 mm,  
anatomical emergence

L-VMS-180 screw included.


# Premade posts

## Straight

unique platform	post h			
	6.00	6.00	<b>L-MD-340-6</b>	repositionable
	8.00	8.00	<b>L-MD-340-8</b>	repositionable
	6.00	6.00	<b>L-MD-340-6-ROT</b>	rotating
	8.00	8.00	<b>L-MD-340-8-ROT</b>	rotating

L-VMS-180 screw included.

## Straight, marginless

unique platform	post h			
	15.00	15.00	<b>A-MD-330-15</b>	repositionable

L-VMS-180 screw included.

## Angled

unique platform	transgingival h			
	0.00	0.00	<b>L-MA15-340</b>	
	1.00	1.00	<b>L-MA15-340-1</b>	angled at 15°, repositionable
	2.00	2.00	<b>L-MA15-340-2</b>	
	1.00	1.00	<b>L-MA25-340-1</b>	angled at 25°, repositionable
	2.00	2.00	<b>L-MA25-340-2</b>	

L-VMS-180 fixation screw included, for L-MA15-340 post: L-VM-180 screw not included.

# Preparable posts

## Preparable posts


unique platform

straight emergence



**A-MF-330**

wide emergence



**A-MFS-330**

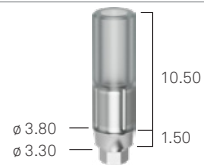
VM2-180 fixation screw included.

# Castable posts

## With metal base

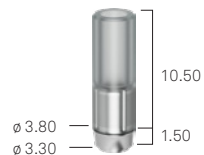
unique platform

cobalt chrome base,  
repositionable



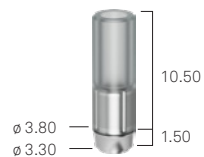
**A-UCRCO-330-EX**

cobalt chrome base,  
rotating



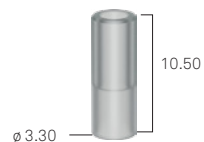
**A-UCRCO-330**

titanium base,  
rotating  
*only for titanium fusions*



**A-UCTR-330-EX**

spare castable sleeve,  
fixation screw not included



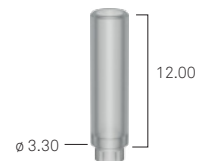
**A-CCUCR-330**

VM2-180 fixation screw included.

## Fully castable

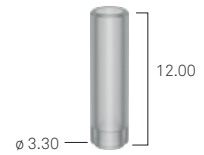
unique platform

repositionable,  
straight emergence



**A-CC-330-EX**

rotating, straight emergence



**A-CC-330**

VM2-180 fixation screw included.

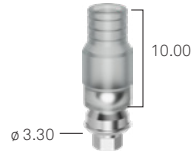
# Solutions with angled screw hole

These solutions have a distinctive morphology, featuring a lateral window or an adjustable element that allows for the displacement of the hole for the passing screw to either the palatal or lingual position, thus avoiding unaesthetic vestibular holes.

## Angled screw hole Interfase

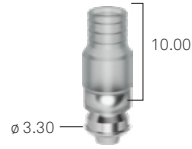
unique platform

cobalt chrome base, repositionable



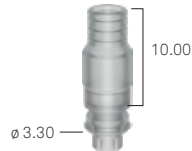
PD3PKH330/CC

cobalt chrome base, rotating



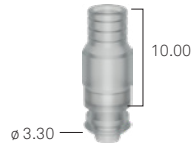
PD3PKR330/CC

fully castable, repositionable

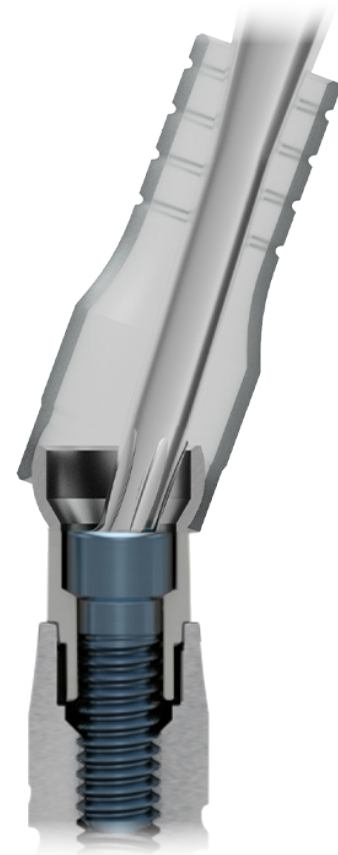


PD3PKH330/P

fully castable, rotating



PD3PKR330/P



## Angled screw hole Interfase

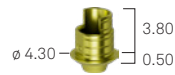
unique platform

repositionable



IND3PKH330/TIA

rotating



IND3PKR330/TIA

A-VMA-180 fixation screw not included.

## Angled screw hole marginless Interfase

cone height

unique platform

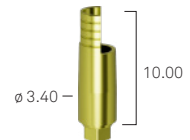
repositionable

6.00 mm



L-MDT-340-6

10.00 mm

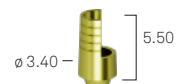


L-MDT-340-10

rotating

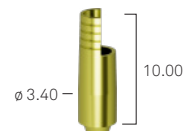
unique platform

6.00 mm



L-MDT-340-6-ROT

10.00 mm



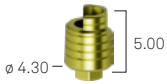
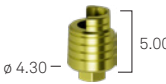




L-MDT-340-10-ROT

**ATTENTION:** The angled hole screw must always be ordered separately because it is not included in the Interfase package. If you do not have the appropriate screwdriver DSPDCLH-24 or DSPDCLH-32, please order it separately.

For these components use the standard screw VM2-180 or the angled hole screw A-VMA-180. Screws are not included.



**Prama IN T-Connect closing around the implant neck at 0.50 mm**

	cone height	ø 3.80 ●	ø 4.25 ●	ø 5.00 ●
repositionable	5.00 mm	 L-TCIN-380-05	 L-TCIN-425-05	 L-TCIN-500-05
rotating	5.00 mm	 L-TCIN-380-05-ROT	 L-TCIN-425-05-ROT	 L-TCIN-500-05-ROT

Only for Regular and Long Neck | For these components use the standard VM2-180 fixation screw or the angled screw hole one A-VMA-180. Screws are not included.

**Prama IN T-Connect closing around the implant neck at 1.00 mm, Regular Neck**

	cone height	ø 3.80 ●	ø 4.25 ●	ø 5.00 ●
repositionable	5.00 mm	 L-TCIN-380-10	 L-TCIN-425-10	 L-TCIN-500-10

Only for Regular Neck | For these components use the standard VM2-180 fixation screw or the angled screw hole one A-VMA-180. Screws are not included.

**Prama IN T-Connect closing around the implant neck at 1.00 mm, Long Neck**

	cone height	ø 3.80	ø 4.25	ø 5.00
repositionable	5.00 mm	 LL-TCIN-380-10	 LL-TCIN-425-10	 LL-TCIN-500-10

Only for Long Neck | For these components use the standard VM2-180 fixation screw or the angled screw hole one A-VMA-180. Screws are not included.

**Cutttable Prama IN T-Connect T-CUT closing around the implant neck at 0.50 mm**

	cone height	ø 3.80 ●	ø 4.25 ●	ø 5.00 ●
	8.00 mm	 L-TCIN-380-05-8	 L-TCIN-425-05-8	 L-TCIN-500-05-8
	8.00 mm	 L-TCIN-380-05-8-ROT	 L-TCIN-425-05-8-ROT	 L-TCIN-500-05-8-ROT

Only for Regular Neck | For these components use the standard VM2-180 fixation screw or the angled screw hole one A-VMA-180. Screws are not included.

**Cutttable Prama IN T-Connect T-CUT closing around the implant neck at 1.00 mm, Regular Neck**

	cone height	ø 3.80 ●	ø 4.25 ●	ø 5.00 ●
	8.00 mm	 L-TCIN-380-10-8	 L-TCIN-425-10-8	 L-TCIN-500-10-8

Only for Regular Neck | For these components use the standard VM2-180 fixation screw or the angled screw hole one A-VMA-180. Screws are not included.

**Cutttable Prama IN T-Connect T-CUT closing around the implant neck at 1.00 mm, Long Neck**

	cone height	ø 3.80	ø 4.25	ø 5.00
	8.00 mm	 LL-TCIN-380-10-8	 LL-TCIN-425-10-8	 LL-TCIN-500-10-8

Only for Long Neck | For these components use the standard VM2-180 fixation screw or the angled screw hole one A-VMA-180. Screws are not included.

**ATTENTION:** The angled hole screw must always be ordered separately because it is not included in the Interfase package. If you do not have the appropriate screwdriver DSPDCLH-24 or DSPDCLH-32, please order it separately.


# P.A.D.r prosthetic range (Disparallel Screw-Retained Prosthesis)

## Straight P.A.D.r abutments, for direct screwing on implants

transgingival h


unique platform

1.50 mm




**A-PADR-AD330-15**

3.00 mm



**A-PADR-AD330-30**

4.00 mm



**A-PADR-AD330-40**

Carrier PADR-VTRAL-140-M included: for intraoral screwing use the AVV2-ABUT screwdriver.

## Angled abutments

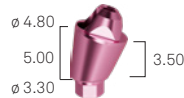
unique platform

Angled at 17°  
transgingival h  
3.00 mm



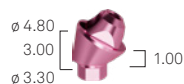
**A-PADR-AA330-173**

Angled at 17°  
transgingival  
h 5.00 mm



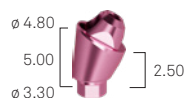
**A-PADR-AA330-175**

Angled at 30°  
transgingival  
h 3.00 mm



**A-PADR-AA330-303**

Angled at 30°  
transgingival  
h 5.00 mm



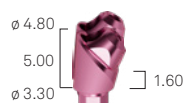
**A-PADR-AA330-305**

Angled at 45°  
transgingival  
h 3.00 mm



**A-PADR-AA330-453**

Angled at 45°  
transgingival  
h 5.00 mm



**A-PADR-AA330-455**

Screw PADR-VM-180 included.

Carrier PADR-VTRAL-140-M included: for intraoral screwing use the appropriate screwdriver from the HSM series.

## P.A.D.r prosthetic components

### Healing caps

Titanium healing cap



**PADR-CG**

PEEK healing cap

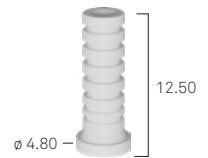


**PADR-CGP**

PADR-CG: PAD-VP-140 screw included. | PADR-CGP: PAD-VCGP-140 screw included.

### P.A.D.r components for prosthesis relining and luting technique

PEEK sleeve, non engaging



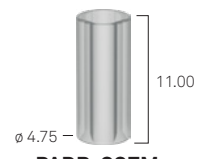
**PADR-CP**

Titanium sleeve, non engaging



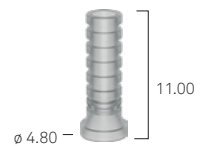
**PADR-CT**

PMMA castable sleeve



**PADR-CCEM**

PMMA castable sleeve,  
non engaging



**PADR-CC**

Titanium sleeve without shoulder, for  
aesthetic reconstructions



**PADR-BAS**

Sleeves in PEEK, Titanium Gr. 5 and PMMA: screw PAD-VP-140 included.

### Castable post with metal base

PMMA post with cobalt-chrome base,  
rotating

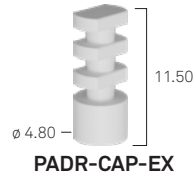


**PADR-UCRCO**

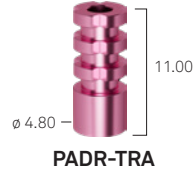
PAD-VP-140 screw included.

## Impression phase

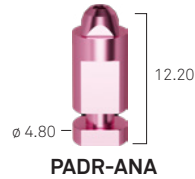
snap-on cap



transfer pick-up, rotating




analog



Pick up transfer: PAD-VTRAL-140 screw included.

## P.A.D.r components for CAD-CAM prosthesis

Intraoral scanbody



Digital analog for P.A.D.r abutment



Sleeve for luting technique non engaging for abutments P.A.D.r with cone h 4



Sleeve for luting technique non engaging for abutments P.A.D.r with cone h 8 and reduction cut



Sleeve for luting technique non engaging for abutment P.A.D.r for angled screw hole



Sleeve for luting technique repositionable for abutments P.A.D.r with cone h 4



Sleeve for luting technique repositionable for abutments P.A.D.r with cone h 8 con tacche di riduzione

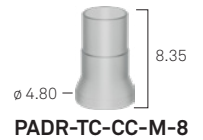


Sleeve for luting technique repositionable for abutment P.A.D.r for angled screw hole

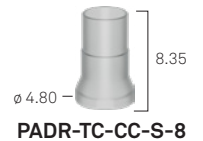


## P.A.D.r components for CAD-CAM prosthesis

Castable sleeve for PADR-TC-M and PADR-TC-M-8, non engaging



Engaging castable sleeve for PADR-TCA-M



Scanbody and sleeve for luting technique: PAD-VP-140 screw included.  
Digital analog: VADIG-180 screw included.  
\*Non engaging sleeve for luting technique for P.A.D.r abutment for angled screw hole: screw PAD-VPA-140 not included.

# PLAIN B-Space prosthetic range

## Abutment

transgingival h

unique platform

2.00 mm




**A-PLAIN-ABU330-2**

3.00 mm



**A-PLAIN-ABU330-3**

4.00 mm



**A-PLAIN-ABU330-4**

## Components for overstructure

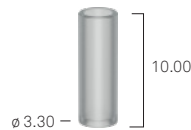
unique platform

healing cap



**A-PLAIN-CG330**

castable sleeve



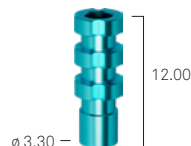
**A-PLAIN-CC330**

Gr. 5 titanium sleeve



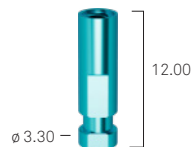
**A-PLAIN-CT330**

Pick-up transfer



**A-PLAIN-TRA-330**

analog



**A-PLAIN-ANA-330**


Castable and titanium sleeves: A-PLAIN-VP200 fixation screw included.

Pick-up transfers: A-PLAIN-VTRA200 fixation screw included.

## Components for digital prosthesis

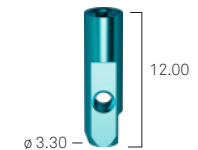
unique platform

Titanium scanbody for laboratory and intraoral use, for PLAIN B-Space abutment




**A-INT-CAMTRA-PLAIN-L**

Digital analog for PLAIN B-Space abutment



**A-PLAIN-ANA-330-DIG**

PLAIN B-Space sleeve for luting technique h. 6.00 mm



**A-PLAIN-MDT-6**

PLAIN B-Space sleeve for luting technique h. 10.00 mm



**A-PLAIN-MDT-10**

Scanbody: A-PLAIN-VP200 screw included.





Digital analog: VADIG-180 screw included.

PLAIN B-Space sleeves for luting technique: screw not included.

A-PLAIN-VP200 screw for straight hole or ABU-VMA-200 for angled screw hole available for separate ordering.





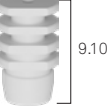


# Conico conometric prosthesis

## Straight




h	unique platform
0.50	 <p><b>A-MD-TS-330-05</b></p>
1.00	 <p><b>A-MD-TS-330-10</b></p>
2.00	 <p><b>A-MD-TS-330-20</b></p>
3.00	 <p><b>A-MD-TS-330-30</b></p>

VM2-180 fixation screw included.

## Conico components

cap for partial or full-arch fixed prosthesis	 <p><b>CAP2-TS-DEF</b></p>
non-rotating cap for single element	 <p><b>CAP2-TS-IND</b></p>
cap for the removal	 <p><b>CAP2-TS-REM</b></p>
screw-in conometric cap (VP200-CAP2-AVV screw included)	 <p><b>CAP2-TS-AVV</b></p>
PEEK transfer cap for direct impression on Conico abutment	 <p><b>CAP2-TS-IMP</b></p>
Conico post analog	 <p><b>ANA2-MD-TS</b></p>
cap with pin, to be used for intraoral wel  (welding bars available upon request)	 <p><b>CAP2-TS-PIN</b></p>

## Angled

	unique platform
angled at 7.5°	 <p><b>A-MA07-TS-330-2</b></p>
angled at 15°	 <p><b>A-MA15-TS-330-2</b></p>
angled at 22.5°	 <p><b>A-MA20-TS-330-2</b></p>

VM2-180 fixation screw included.

## Conico Carrier


Parallelization carrier



**CAP2-TS-PAR**

## Accessories for Conico system

parallelometer



**PAR-PP**



parallelometer insert



**PAR-INS-AS**

Remember to always purchase the parallelometer with the insert relating to the implant connection on which it is to be used.

## Components for Conico digital prosthesis









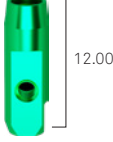





	unique platform
Titanium scanbody for laboratory and intraoral use, for Conico abutment	 <p><b>C-INT-CAMTRA-L</b></p>
Digital analog for Conico abutment	 <p><b>ANA2-MD-TS-DIG</b></p>

VADIG-180 VM2-180 screw included.



# Components for digital prosthesis



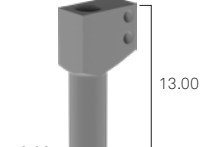



## Components for impression and model phase - platform level

	ø 3.30 ●	ø 3.80 ●	ø 4.25 ●	ø 5.00 ●
scanbody*	 L-INT-CAMTRA-L	 L-INT-CAMTRA-L	 L-INT-CAMTRA-L	 L-INT-CAMTRA-L
digital analog short neck**	 A-ANA-330-DIG	 LS-ANA-380-DIG	 LS-ANA-425-DIG	-
digital analog regular neck**	 A-ANA-330-DIG	 L-ANA-380-DIG	 L-ANA-425-DIG	 L-ANA-500-DIG
digital analog long neck**	-	 LL-ANA-380-DIG	 LL-ANA-425-DIG	 LL-ANA-500-DIG

\* VM2-18 screw included. | \*\* VADIG-180 screw included.







## Components for impression and model phase - abutment level

unique platform

for P.A.D.r abutments	 PADR-INT-CAMTRA-L	 PADR-ANA-DIG
for PLAIN B-Space abutments	 A-INT-CAMTRA-PLAIN-L	 A-PLAIN-ANA-330-DIG
for Conico abutments	 C-INT-CAMTRA-L	 ANA2-MD-TS-DIG

## Screws and screwdrivers for digital analogs

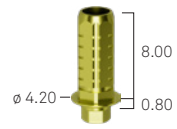
unique platform

 VADIG-180 screw for digital analog M1.8	 PIN-ANA-DIG pin for digital analog	 INS-ANA-140 carrier for digital analog M 1.4 P.A.D.r	 INS-ANA-180 carrier for digital analog M1.8	 INS-ANA-180-L carrier for digital analog M1.8, long	 INS-ANA-200 carrier for digital analog M 2.0 Conico
---	--	--	---	---	---

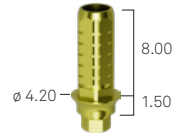


T-Connect Unica

unique platform

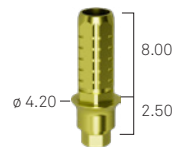


A-TC-UNI-330

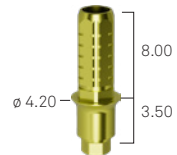


A-TC-UNI-330-1

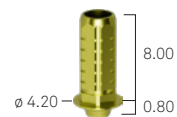
repositionable



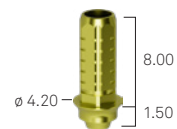
A-TC-UNI-330-2



A-TC-UNI-330-3

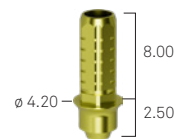


A-TC-UNI-330-ROT

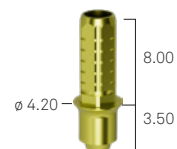


A-TC-UNI-330-1-ROT

rotating



A-TC-UNI-330-2-ROT




A-TC-UNI-330-3-ROT

VM2-180 screw included.

**ATTENTION:** The angled hole screw must always be ordered separately because it is not included in the Interfase package. If you do not have the appropriate screwdriver DSPDCLH-24 or DSPDCLH-32, please order it separately.

## Cutting guide and holder for T-Connect Unica



Cutting guide holder S  
(small) for T-Connect Unica  
left side

**TC-UNI-HOLD4-SX**

Cutting guide holder S  
(small) for T-Connect Unica  
right side

**TC-UNI-HOLD4-DX**


Cutting guide holder L (large)  
for T-Connect Unica  
right side

**TC-UNI-HOLD6-DX**

Cutting guide holder L (large)  
for T-Connect Unica left side


**TC-UNI-HOLD6-SX**

4 mm cutting guide for  
T-Connect Unica



**TC-UNI-DIMA-H4**

6 mm cutting guide for  
T-Connect Unica



**TC-UNI-DIMA-H6**

Cutting guide for angled hole  
for T-Connect Unica



**TC-UNI-DIMA-ANG**

Please note: STL file available for independently 3D printing of the holders.



See how easy it is to precisely  
customize the T-Connect Unica  
with the cutting guides and the  
corresponding holder.

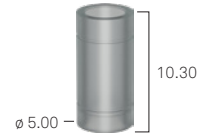
## T-Connect Unica accessories

Intraoral testing O-ring for  
T-Connect Unica



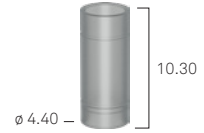
**TC-UNI-ORING**

Castable sleeve for  
T-Connect, rotating



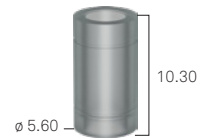
**TC-UNI-CC**

Small castable sleeve  
for T-Connect Unica,  
repositionable



**TC-UNI-CC-S**

Large castable sleeve  
for T-Connect Unica,  
repositionable



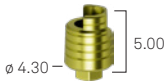
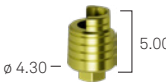

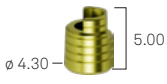


**TC-UNI-CC-L**

O-Ring inserter



**TC-UNI-ORING-INS**

**Prama IN T-Connect closing around the implant neck at 0.50 mm**

	cone height	ø 3.80 ●	ø 4.25 ●	ø 5.00 ●
repositionable	5.00 mm	 L-TCIN-380-05	 L-TCIN-425-05	 L-TCIN-500-05
rotating	5.00 mm	 L-TCIN-380-05-ROT	 L-TCIN-425-05-ROT	 L-TCIN-500-05-ROT

Only for Regular and Long Neck | For these components use the standard VM2-180 fixation screw or the angled screw hole one A-VMA-180. Screws are not included.

**Prama IN T-Connect closing around the implant neck at 1.00 mm, Regular Neck**

	cone height	ø 3.80 ●	ø 4.25 ●	ø 5.00 ●
repositionable	5.00 mm	 L-TCIN-380-10	 L-TCIN-425-10	 L-TCIN-500-10



Only for Regular Neck | For these components use the standard VM2-180 fixation screw or the angled screw hole one A-VMA-180. Screws are not included.

**Prama IN T-Connect closing around the implant neck at 1.00 mm, Long Neck**

	cone height	ø 3.80	ø 4.25	ø 5.00
repositionable	5.00 mm	 LL-TCIN-380-10	 LL-TCIN-425-10	 LL-TCIN-500-10



Only for Long Neck | For these components use the standard VM2-180 fixation screw or the angled screw hole one A-VMA-180. Screws are not included.

**Cutttable Prama IN T-Connect T-CUT closing around the implant neck at 0.50 mm**

	cone height	ø 3.80 ●	ø 4.25 ●	ø 5.00 ●
	8.00 mm	 L-TCIN-380-05-8	 L-TCIN-425-05-8	 L-TCIN-500-05-8
	8.00 mm	 L-TCIN-380-05-8-ROT	 L-TCIN-425-05-8-ROT	 L-TCIN-500-05-8-ROT




Only for Regular Neck | For these components use the standard VM2-180 fixation screw or the angled screw hole one A-VMA-180. Screws are not included.

**Cutttable Prama IN T-Connect T-CUT closing around the implant neck at 1.00 mm, Regular Neck**

	cone height	ø 3.80 ●	ø 4.25 ●	ø 5.00 ●
	8.00 mm	 L-TCIN-380-10-8	 L-TCIN-425-10-8	 L-TCIN-500-10-8

Only for Regular Neck | For these components use the standard VM2-180 fixation screw or the angled screw hole one A-VMA-180. Screws are not included.

**Cutttable Prama IN T-Connect T-CUT closing around the implant neck at 1.00 mm, Long Neck**


	cone height	ø 3.80	ø 4.25	ø 5.00
	8.00 mm	 LL-TCIN-380-10-8	 LL-TCIN-425-10-8	 LL-TCIN-500-10-8

Only for Long Neck | For these components use the standard VM2-180 fixation screw or the angled screw hole one A-VMA-180. Screws are not included.

**ATTENTION:** The angled hole screw must always be ordered separately because it is not included in the Interfase package. If you do not have the appropriate screwdriver DSPDCLH-24 or DSPDCLH-32, please order it separately.



## Cutting guide and holder for T-Connect Prama IN



Cutting guide holder S  
(small) for T-Connect  
Prama IN left side

**TCIN-HOLD4-SX**

Cutting guide holder S  
(small) for T-Connect  
Prama IN right side

**TCIN-HOLD4-DX**


Cutting guide holder L (large)  
for T-Connect Prama IN  
right side

**TCIN-HOLD6-DX**

Cutting guide holder L (large)  
for T-Connect Prama IN  
left side


**TCIN-HOLD6-SX**

4 mm cutting guide for  
T-Connect Unica



**TCIN-DIMA-H5**

6 mm cutting guide for  
T-Connect Unica



**TCIN-DIMA-H6**

Cutting guide for angled hole  
for T-Connect Unica



**TCIN-DIMA-ANG**


Please note: STL file available for independently 3D printing of the holders.

## Chairside Prama IN T-Connect closing around the neck at 0.50 mm\*


∅ 3.80 ●

∅ 4.25 ●


∅ 5.00 ●



**L-TCS-380S-05**



**L-TCS-425L-05**



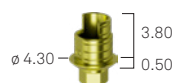
**L-TCS-500L-05**

\*Only for Regular and Long Neck. L-VMS screw included.

## Angled screw hole Interfase

unique platform

repositionable



**IND3PKH330/TIA**

rotating



**IND3PKR330/TIA**

A-VMA-180 screw not included.

## T-Connect Prama IN accessories

T-Connect Prama IN  
O-ring



**TCIN-ORING**

O-Ring inserter



**TC-UNI-ORING-INS**

# Premilled

## Platform level

unique platform

repositionable



**A-CAMT-330-12-SW**

in Titanium

in Cobalt Chrome



**A-CAMC-330-12-SW**

VM2-180 screw included.

## Prima IN closing around the neck at 0.50 mm\*

ø 3.80 ●

ø 4.25 ●

ø 5.00 ●

repositionable



**L-CAMT-38005-12-SW**

in Titanium



**L-CAMT-42505-12-SW**




**L-CAMT-50005-12-SW**

VM2-180 screw included. | \*Only for Regular and Long Neck.

## Platform level

unique platform

repositionable



**A-CAMTABU330-CRE**

in Titanium

VM2-180 screw included.

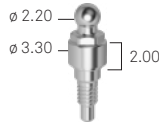
# Solutions for overdenture

## Ball attachments


unique platform



**A-AS-330-1**



**A-AS-330-2**



**A-AS-330-4**

## Analog for ball attachments

unique platform



**ANAS**

## Caps for ball attachments

unique platform

polyamide cap



**040CRNSNDR8-SM\***

steel container for polyamide cap external diameter  $\varnothing$  4.80 mm



**041CAN-SM\***

Gr. 5 titanium cap with cap in two parts, retention spring titanium and plastic, plastic mounting ring



**CAP-TIT-1**

spare plastic ring



**AN-CAP-TIT-1**

spare steel spring, average hardness



**MOL1-CAP-TIT-1**

spare steel spring, soft



**MOL2-CAP-TIT-1**

gold alloy cap, with 3 plastic rings and a tin spacer for the lab




**CAP-1**

\* Pack of 6 pieces.

## Overdenture on bars

castable bar, l 5.00 cm, h 3.00 mm, thickness 2.20 mm, ovoid-shaped profile with spacer



**BARC-CAV-TIT**

divisible bar attachment in titanium for oval bars, h 3.00 mm, thickness 2.20 mm



**CAV-TIT**

castable bar, l 5.00 cm,  $\varnothing$  2.20 mm







**BARC**

bar attachment in gold alloy for round bars  $\varnothing$  2.20 mm











**CAV-375**




## Locator abutment

transgingival h	unique platform
1.00 mm	 <p>1670</p>
2.00 mm	 <p>1671</p>
3.00 mm	 <p>1672</p>
4.00 mm	-
5.00 mm	 <p>1674</p>
6.00 mm	-

## Accessories for Locator abutment

	unique platform
4 aluminium analogs	 <p>8530</p>
4 aluminium transfers, 4 retainers cod. 8515 included	 <p>8505</p>
4 polyethylene parallelism pins	 <p>8517</p>
steel plate AISI 316 L	 <p>9530</p>
complete Locator Core Tool	 <p>8393</p>
steel push rod for inserting the retainers	 <p>8397</p>
steel driver for abutment screwing/unscrewing	 <p>8390</p>
retention jacket for the driver, to transfer the Locator abutments into the oral cavity	 <p>8394</p>


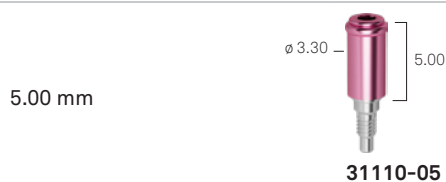
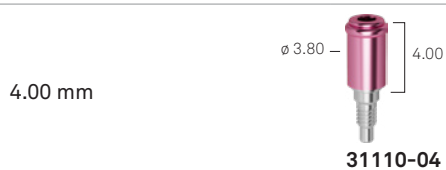


## Retainers and spacer rings for Locator abutments

	unique platform
low retention capacity for impression taking, black, in polyethylene, 4 pcs packaging	 <p>8515</p>
retention 5 lb = 2268 g, in nylon, disparallelisms up to 10° per side, 4 pcs packaging	 <p>8524</p>
retention 3 lb = 1361 g, in nylon, disparallelisms up to 10° per side, 4 pcs packaging	 <p>8527</p>
retention 1,5 lb = 680 g, in nylon, disparallelisms up to 10° per side, 4 pcs packaging	 <p>8529</p>
retention 4 lb = 1814 g, in nylon, disparallelisms up to 20° per side, 4 pcs packaging	 <p>8547</p>
retention 2 lb = 907 g, in nylon, disparallelisms up to 20° per side, 4 pcs packaging	 <p>8915</p>
retention 1 lb = 450 g, in nylon, disparallelisms up to 20° per side, 4 pcs packaging	 <p>8548</p>
spacer rings in silicon rubber, 20 pcs packaging	 <p>8514</p>
kit: 2 Gr. 5 titanium caps, 2 spacer rings, 2 black retainers and 2 nylon retainers for each of the 3 different retention capacities	 <p>8519-2</p>
kit: 2 Gr. 5 titanium caps, 2 spacer rings, 2 black retainers and 2 nylon retainers for each of the 3 different retention capacities meant for disparallelisms	 <p>8540-2</p>
kit: 2 Gr. 5 steel caps, 2 spacer rings, 2 black retainers and 2 nylon retainers for each of the 3 different retention capacities	 <p>8550-2</p>

## Locator R-Tx abutment\*

transgingival h

unique platform



\* All-in-One packaging that includes an abutment, a spacer ring, a cap, and an insert for each retention (gray, blue, pink, white).

## Caps and retainer for Locator R-Tx abutment

unique platform

pack of 4 caps and 4 black retainers for impression taking

30013

grey, without retention, pack of 4 pcs

30001

blue, low retention, pack of 4 pcs

30002

pink, medium retention, pack of 4 pcs

30003

white, high retention, pack of 4 pcs

30004

black, for the impression taking, pack of 4 pcs

30012

## Accessories for Locator R-Tx abutment

unique platform

aluminium analogs for abutments  $\varnothing$  3.35 mm pack of 4 pcs



30014

aluminium analogs for abutments  $\varnothing$  4.00, pack of 4 pcs



30015

aluminium analogs for abutments  $\varnothing$  5.00, pack of 4 pcs



30016

transfers with low retention, pack of 4 pcs



30017

spacer rings for relining phase, pack of 4 pcs



30018

Locator core tool for Locator R-Tx



30021

RA screwdriver for Locator R-Tx, hex 1.25 mm



08008

digital screwdriver for Locator R-Tx, hex 1.25 mm



08007




# Clinical and laboratory prosthetic screws

## Standard fixation screw

	VM2-180	
	VM2-180-10	10 pcs packaging

## Conical support fixation screw

	L-VMS-180	
	L-VMS-180-10	10 pcs packaging




## Full Head Fixation screw

	L-VM-180	
	L-VM-180-10	confezione da 10 unità

## Fixation screw for angled screw hole

	A-VMA-180	
---	-----------	--








## Screws for Pick-up transfer

	VTRA2-180-15	h 15.00
	VTRA2-180-20	h 20.00
	VTRA2-180-MAN	for manual screwing




## Screw for closed-tray transfers

	VTRA2-180-10	h 10.00
---	--------------	---------





## Screws for P.A.D.r abutments

	PADR-VM-180	for P.A.D.r abutment
	PADR-VM-180-10	for P.A.D.r abutment 10 pcs packaging
	PAD-VTRAL-140	for Pick-up transfer, long
	PAD-VTRA-140	for Pick-up transfer, standard
	PAD-VTRAL-140-MAN	for Pick-up transfer, manual screwing
	PAD-VP-140	for prosthetic components on P.A.D.r abutments
	PAD-VP-140-10	for prosthetic components on P.A.D.r abutments 10 pcs packaging
	PAD-VPA-140	fixation screw for PADR-TCA-M to use with the dedicated screwdriver DSPDCLH-24 and DSPDCLH-32
	PADR-VTRAL-140-M	carrier for P.A.D.r

## Screws for CAD-CAM prosthesis

	A-PLAIN-VP200	for PLAIN abutment
	A-PLAIN-VP200-10	for PLAIN abutment, 10 pcs packaging
	A-PLAIN-VTRA200	for PLAIN abutment Pick-up transfers
	ABU-VMA-200	for angled screw hole

## Screws for CAD-CAM prosthesis

	A-CAMTVABU180	for zirconium oxide single crowns and ECHO overstructures
	PAD-VCAM140	for zirconium oxide overstructure on abutment P.A.D.r
	CAMPRON205-10	spare ring washers for the head of the screw
	VADIG-180	locking screw for digital analogs

## Recommended torque for tightening prosthetic components

8-10 Ncm	surgical cover screws, healing abutments, transfer screws
20-25 Ncm	prosthetic screws
25-30 Ncm	direct screwing on implants prosthetic components
8-10 Ncm	transfer screws

### Warning

Fixation screws are always included in the packaging of each prosthetic component, unless otherwise indicated. Please use laboratory screws for laboratory phases and keep the screw included with the prosthetic component for the final fastening in the patient's mouth.

# Bibliography

- a. Canullo L., Tallarico M., Pradíes G., Marinotti F., Loi I., Cocchetto R.,  
**Soft and hard tissue response to an implant with a convergent collar in the esthetic area: preliminary report at 18 months,**  
*Int J Esthet Dent* 2017; 12:2-19:
- b. Canullo L, Menini M, Covani U, Pesce P,  
**Clinical outcomes of using a prosthetic protocol to rehabilitate tissue-level implants with a convergent collar in the esthetic zone: a 3-year prospective study,**  
*J Prosthet Dent.* 2019 Jun 18. pii: S0022-3913(19)30077-0. doi: 10.1016/j.prosdent.2018.12.022
- c. Valente N.A., Wu M., Toti P., Derchi G., Barone A,  
**Concave/convergent versus parallel/divergent implant transmucosal profiles impact on hard and soft peri-implant tissues: a systematic review with meta-analysis,**  
*Int J Prosthodont.* Sep/Oct 2020;33(5):553-564. doi: 10.11607/ijp.6726
- d. Cabanes Gumbau G, Pascual-Moscardò A, Penarrocha-Oltra D, Garcia-Mira B, Aizcorbe-Vicente J, Penarrocha-Diago M,  
**Volumetric variation of peri-implant soft tissues in convergent collar implants and crowns using the biologically oriented preparation technique,**  
*Med Oral Patol Oral Cir Bucal.* 2019 Sep 1;24(5):e643-e651. doi: 10.4317/medoral.22946
- e. Agustín-Panadero R, Martínez-Martínez N, L. Fernandez-Estevan, J. Faus-Lopez, F. Sola-Ruiz,  
**Influence of transmucosal Area Morphology on Peri-implant bone loss in tissue-level implants,**  
*The International Journal of Oral & Maxillofacial Implants,* 2019; 34: 947-952. doi: 10.11607/jomi.7329
- f. Marchio V, Derchi G, Cinquini C, Miceli M, Gabriele M, Alfonsi F, Barone A,  
**Tissue level implants in healthy versus medically compromised patients: a cohort comparative study,**  
*Minerva Stomatologica* 2020 mese;69(0):000-000, Doi: 10.23736/S0026-4970.20.04359-9
- g. Prati C, Zamparini F, Canullo L, Pirani C, Botticelli D, Gandolfi MG,  
**Factors affecting soft and hard tissues around two-piece transmucosal implants: a 3 year prospective cohort study,**  
*J Oral Maxillofac Implants* 2020;35, doi: 10.11607/jomi.7778
- h. Agustín-Panadero, R.; Bermúdez-Mulet, I.; Fernández-Estevan, L.; Fernanda Solá-Ruiz, M.; Marco-Pitarch, R.; García-Selva, M.; Zubizarreta-Macho, Á.; León-Martínez, R.,  
**Peri-Implant Behavior of Tissue Level Dental Implants with a Convergent Neck.,**  
*Int. J. Environ. Res. Public Health* 2021, 18, 5232, Doi: 10.3390, ijerph18105232
- i. Palombo D., Rahmati M., Vignoletti F., Sanz-Esporrin J., Haugen H. J., Sanz M.,  
**Hard and soft tissue healing around implants with a modified implant neck configuration: An experimental in vivo preclinical investigation,**  
*Clin Oral Impl Res.* 2021;00:1-15.
- j. Morón-Conejo B, Sanz-Sánchez I, Salido MP, Martínez-Rus F, Pradíes G,  
**The effect of a convergent transmucosal neck on soft tissues and radiographic outcomes: a 1-year follow-up randomized controlled trial,**  
*Clin Oral Investig* 2023 Feb 7. doi: 10.1007/s00784-023-04892-9.
- k. Mandillo-Alonso V, Cascos Sanchez R, Antonaya-Martin JL, Laguna-Martos M,  
**Evaluation of peri-implant soft and hard tissues behavior in screw-retained crowns by the biologically oriented preparation technique: Ambispective longitudinal analytical study,**  
*J Clin Exp Dent.* 2022 Jan; 14(1): e64-e71, doi: 10,4317/jced,58924
- l. Mandillo-Alonso V, Cascos Sanchez R, Antonaya-Martin JL, Laguna-Martos M,  
**Soft tissue thickness evaluation in screw-retained crowns by the biologically oriented preparation technique,**  
*J Clin Exp Dent* 2021 Dec 1;13(12): e1209-e1215, doi: 10.4317/jced.58952



rev. 02-25



**Sweden & Martina S.p.A.**

Via Veneto, 10  
35020 Due Carrare (PD), Italy  
Tel. +39.049.9124300  
Fax +39.049.9124290  
info@sweden-martina.com

www.sweden-martina.com  
prama.sweden-martina.com

**Sweden & Martina Ltd**

Unit 1b  
Amberley Court, Whitworth Road  
Crawley, West Sussex, RH11 7XL  
Toll free 0800 1123575  
info.uk@sweden-martina.com

**Sweden & Martina Inc.**

**Distributor for U.S.**  
4700 S Mill Ave, Ste B-16  
PO Box 23748 - Tempe, AZ 85282  
Toll free 1-844-8MARTINA (1-844-862-7846)  
info.us@sweden-martina.com  
www.sweden-martinainc.com

**Sweden & Martina Mediterranea S.L.**

España - info.es@sweden-martina.com  
**Sweden & Martina Lda**  
Portugal - info.pt@sweden-martina.com

**SOME PRODUCTS MAY NOT BE REGULATORY/RELEASED FOR SALE IN ALL MARKETS.**

The implants, standard prosthetic components and surgical instruments contained in this issue are Medical devices and are manufactured by Sweden & Martina S.p.A. except for:

- the Locator Abutment and related components which are medical devices manufactured by Zest Anchors, Inc., 2875 Loker Avenue East, Carlsbad, CA 92010, USA. Locator is a trademark by Zest Anchors, Inc.
  - The TWL torque wrench with control lever and its adapter are medical devices manufactured by Elos Medtech Pinol A/S, Engvej 33, 3330 Gorlose, Denmark. They conform to the ISO 9001 and ISO 13485 standards and are certified with the CE in compliance with Regulation (EU) Medical Devices n. 2017/745.
- The Sweden & Martina plant manufactures Medical Devices in compliance with the CGMPs in force in the USA and in other countries worldwide.



All trademarks herein are the property of Sweden & Martina S.p.A. unless otherwise indicated.  
This material is intended for laboratories and clinicians and is not intended for patient distribution.  
This material is not to be redistributed, duplicated, or disclosed without the express written consent of Sweden & Martina S.p.A.  
For additional product information, including indications, contraindications, warnings, precautions, and potential adverse effects, see Sweden & Martina S.p.A. website.

The contents are updated at the time of publication. Check with the company for any subsequent updates.